

# Skill Levels for Weavers

**Please evaluate your skill level** not only for your total weaving experience, but also for your experience in the techniques offered in the class you are considering. For example, if you are an advanced weaver in naturals but have never woven with round reed, you are a beginning weaver in a round reed class.

## Beginner

Weavers are becoming proficient in basic weaving techniques including over/under weaving, start/stop weaving, twining, and rim lashing. They are learning to control shape. They will be introduced to new pattern weaves such as twill, different twining methods, and rim and handle finish variations. If you are taking a class in a material you have never used, you are a beginner in that class.

## Intermediate

Weavers are gaining proficiency in weaving techniques. They have no trouble setting up bases, twining, over/under weaves and rims using the materials offered for a class.

## Advanced

Weavers are proficient or have mastered weaving techniques. They are ready to take on more challenging projects. Teachers depend on students to have achieved this skill level to attend their class. Basic skills are not reviewed due to time constraints.

## Code Explanation

### Basket Dimension Abbreviations

L.....Length  
W.....Width  
H.....Height  
C.....Circumference  
D.....Diameter

w hdl.....With Handle  
wo hdl .....Without Handle

### Class Code Abbreviations

W.....Wednesday      AM.....Morning  
Th.....Thursday      PM.....Afternoon  
F.....Friday  
S.....Saturday  
U.....Sunday      Class Numbers 001–049

### Examples

8F020 .....8 hour class #020 meets Friday morning  
and afternoon  
6S038 .....6 hour class #038 meets Saturday morning  
and afternoon  
4SAM042.....4 hour class #042 meets Saturday morning



## Teacher Class Listing

Teacher	Page Number(s)
Baxter, Susan.....	8, 10, 14, 16, 18
Brock, Annie.....	15
Bulgrin, Sandra.....	7, 9, 12, 17
Catsos, JoAnn Kelly.....	8, 11, 14, 16
Ciammaichella, Char.....	8, 10, 13, 16, 19
Hatinger, Poppy.....	11, 13, 17
Hermann, Pamela.....	9, 12, 17
Kieft, Gina.....	7, 10, 13, 17
Kraayeveld, Annetta.....	7, 10, 12, 16, 18
McElroy, Sharon.....	15
Parr, Marilyn.....	8, 11, 14, 17, 19
Rideout, Bonnie.....	8, 11, 13, 16, 18
Roberts, Lorelea.....	9, 13, 15
Roberts, Suzie.....	14

Teacher Bios can be found on the [AMB website](#)

# Convention Schedule

## REGISTRATION /Outside Atrium

(NOTE: You **MUST** register before attending any classes)

Tuesday .....5:30 pm-7:30 pm  
Wednesday.... 7:30 am-9:00 am ..... 12:00 pm-1:30 pm (on call) .....6:00 pm-7:00 pm  
Thursday ..... 7:30 am-9:00 am ..... 11:30 am-1:30 pm (on call) .....4:00 pm-6:00 pm  
.....6:00 pm-8:00 pm (on call)  
Friday ..... 7:30 am-9:00 am ..... 12:00 pm-1:00 pm (on call) .....5:00 pm-7:00 pm (on call)  
Saturday..... 7:30 am-9:00 am (on call) .. 12:00 pm-1:00 pm (on call)

## EXTRA CLASS SALES /Near Registration (all on call)

## MERCHANDISE PICK UP /Petoskey

Tuesday .....5:30 pm-7:30 pm  
Wednesday.... 7:30 am-9:00 am ..... 12:00 pm-1:30 pm (on call) .....6:00 pm-7:00 pm  
Thursday ..... 7:30 am-8:30 am (on call) .. 11:30 am-1:30 pm (on call) .....4:00 pm-8:00 pm (on call)  
Friday ..... 7:30 am-8:30 am (on call) .. 12:00 pm-1:00 pm (on call) .....5:00 pm-7:00 pm (on call)  
Saturday..... 7:30 am-8:30 am (on call)

## VENDORS /Ballrooms

Tuesday ..... 4:00 pm-9:00 pm ..... Set up only (optional)  
Wednesday.... 8:00 am-9:00 pm ..... Set up  
10:00 am-6:00 pm ..... Optional Vending Hours  
Thursday ..... 10:00 am-6:00 pm ..... Open (locked 12:00 pm-1:30 pm for luncheon)  
Friday ..... 10:00 am-5:00 pm ..... **Public Day**  
8:30 pm-9:30 pm ..... Open during Marketplace  
Saturday..... 10:00 am-6:00 pm ..... **Public Day**  
6:00 pm-11:00 pm ..... Move out  
Sunday ..... until-12:00 pm ..... Move out

## PUBLIC DAYS /Vendors in Ballrooms and Exhibits in Michigan

Friday ..... 10:00 am-5:00 pm  
Saturday..... 10:00 am-6:00 pm

## EXHIBIT ROOM /Michigan

Wednesday.... 3:30 pm-5:30 pm ..... Drop off only  
6:30 pm..... ..... Jurying Starts  
Thursday ..... 5:00 pm-7:30 pm ..... Open and Drop off for Weaving Memories Exhibit  
Friday ..... 10:00 am-5:00 pm ..... **Public Day**  
7:30 pm-8:30 pm ..... Open  
Saturday..... 10:00 am-6:00 pm ..... **Public Day**  
Following Annual Meeting—Pick up only

## MARKETPLACE /Ballrooms

Friday ..... 7:30 pm-8:30 pm ..... Set up only  
8:30 pm-9:30 pm ..... **Open**

# Convention Schedule

## INFORMATION TABLE /Atrium

Tuesday—Sunday

## Programs /Atrium

Wednesday: Barb Gauche, Cruise.....7:00 pm-8:00 pm  
Thursday: Annetta Kraayeveld, 2023 World Wicker and Weaving Festival, Poznan, Poland...7:00 pm-8:00 pm

## OPEN WEAVE /Atrium

Open at all times during Convention **EXCEPT** it will be vacated for the Luncheon, Programs, Awards and Annual Meeting.

## LUNCH AND EXHIBIT ROOM AWARDS /Atrium

Thursday..... 12:00 pm-1:30 pm

**All Classrooms and Vendors will be locked during this time.**

## RAFFLE WINNERS AND VIEWER'S CHOICE AWARDS /Grand River Ballroom

Saturday.....7:30 pm-8:00 pm

## ANNUAL MEETING AND ELECTION OF OFFICERS /Grand River Ballroom

Saturday ..... 8:00 pm-9:00 pm (after awards)

## SILENT AUCTION /Petoskey

Tuesday ..... 7:00 pm-8:00 pm..... Drop Off  
Wednesday ... 7:00 pm-8:00 pm..... Drop Off  
Thursday..... 1:30 pm-6:00 pm..... Take Bids  
Friday..... 5:30 pm-6:30 pm..... Drop Off  
7:00 pm-8:00 pm..... Pick Up Items from Thursday Auction  
Saturday ..... 8:00 am-3:00 pm..... Take Bids  
6:00 pm-7:00 pm..... Pick Up Items from Saturday Auction

## Grand Rapids Home for Veterans Collection/beside Registration Outside Atrium

Collection ..... Tuesday-Friday

## CLASS HOURS /Ballrooms, Meeting Rooms

	8 hour	6 hour	4 hour AM	4 hour PM
Wednesday.....	8:30 am-5:30 pm	9:00 am-4:00 pm	8:00 am-12:00 pm	1:00 pm-5:00 pm
Thursday.....	8:00 am-5:30 pm	9:00 am-4:30 pm	8:00 am-12:00 pm	1:30 pm-5:30 pm
Friday.....	8:30 am-5:30 pm	9:00 am-4:00 pm	8:00 am-12:00 pm	1:00 pm-5:00 pm
Saturday .....	8:30 am-5:30 pm	9:00 am-4:00 pm	8:00 am-12:00 pm	1:00 pm-5:00 pm
Sunday.....			8:00 am-12:00 pm	

# Registration Information

## Policies

- The AMB Convention is for **ADULTS only** (18 or older).
- You must be an AMB Member to attend Convention.
- All members of the AMB as of January 31 will receive the first mailing of the 2024 Convention Selection Brochure including the registration form.
- Subsequent mailings will be charged a prepaid mailing fee of \$5.00.
- Registration for Convention does not guarantee placement in requested classes.
- Please note the cancellation policy.

## Registration Form

- Be sure to make a copy of the completed registration form for your own records.
- Payment must be enclosed when returning the registration form.
- Failure to follow all instructions may result in your registration being returned or delayed.
- The registration form must be signed and dated.

## Convention Fee

- **The registration fee for Convention is \$75.**
- Registration includes unlimited workshop hours with functions and activities included. However, if requesting more than 24 hours of classes, for computer scheduling purposes, you must check the box on the registration form. No extra fees for more than 24 hours will be applied.
- Registration does not include workshop material/teaching fees or lunch.
- If there are available classes, you may be assigned additional workshops, if requested on your registration form.
- Material/Teaching fees are due upon notification of workshop assignments.

## Deadlines

- **Registration forms postmarked before or on June 15 will be treated as "first day" registrations.**
- Workshops will be filled by random computer selection from these forms.
- Forms postmarked after June 15 will be assigned space, if available, according to the postmark date.
- After June 15, a \$10 late fee will be required in addition to the registration fee.

## Class Choices

- Enter the correct and complete workshop code when filling out the form. Workshops are assigned according to these codes. Write clearly and legibly.
- Listing your class choices by preference is a better way for the computer to assign classes than listing them by day.
- List one choice in each box.

- Listing only one workshop does not guarantee your placement in that workshop.
- Only list choices for the days you are planning to attend Convention. If you are arriving Thursday, do not list any Wednesday classes!
- Do not list any classes that you are unwilling to take.
- Once you are confirmed in a workshop, you may not switch it for another workshop. There are no exceptions.
- Do not send workshop material fees until you receive workshop confirmations.
- A late fee of \$10 per class will be charged if fees are not received by the date indicated on the notification letter.
- Do not worry about workshop times; the computer will not schedule two classes for you at the same time.

## Cancellations

- **A PROCESSING FEE OF \$25 WILL BE DEDUCTED FROM REGISTRATION FUNDS.**
- No registration refunds will be issued after September 6, 2024.
- After September 6, workshop material fee refunds will be at the discretion of the instructor.
- Cancellations for the entire convention **MUST** be in writing and sent to:  
Leslie Spurrier  
3208 Giddings SE  
Grand Rapids, MI 49508-2545  
amblaptop1@gmail.com
- Cancellations for a specific workshop **MUST** be in writing and sent to:  
Leslie Spurrier  
3208 Giddings SE  
Grand Rapids, MI 49508-2545  
amblaptop1@gmail.com
- If there is a waiting list, those wishing to cancel after September 6 will be given the name of the next person on the list and may sell their entire package to that person.
- As long as classes are available, the cancellation fee will be withheld.
- Material fee checks will be held until Convention.

## Hotel Forms

- Hotel reservation forms and amenity information will be mailed with the workshop confirmation letters.
- Room cost is \$91 for single or double occupancy (up to 4 per two bed room), plus taxes.
- Reservations made between now and September 14 will receive the discounted rate.
- Please include the names of everyone in your room. Please ensure that only **ONE** person makes the reservation.
- Use this link to reserve rooms on-line or call 1-800-Marriott.
- <https://www.marriott.com/events/start.mi?id=1713882910015&key=GRP>

# Exhibit Room Information

## Purpose

- The AMB Exhibit Room is designed to perpetuate the art of basketry, to stimulate interest and knowledge in all phases of basketry, and to promote public enthusiasm for its value in the community.
- The AMB Exhibit Room is open to convention attendees and the public during all posted hours.
- AMB membership renewals and raffle tickets are also available.

## Exhibits

The Exhibit Room is divided into the following sections:

- Raffle exhibit.
- Sharing exhibit area is available to display any basket from a member or from their private collection.
- Juried exhibit for baskets to be critiqued by AMB Board-approved jurors.
- Special exhibit area: Michigan State Museum Collection, Convention Coordinators, Viewer's Choice Winners and your Weaving Memories basket.

## Juried Exhibit

- **ONLY members who are current by August 31st can submit to the juried area.**
- Baskets must be woven by the exhibitor. Originality is encouraged, but not required.
- Entries are critiqued on quality and choice of materials, workmanship, originality/interpretation and overall visual impact.
- Entries to the juried exhibit are divided into two groups: Teacher / Professional (any teacher / professional who has taught at an AMB Convention or derives a significant amount of their income from basket making activities) and General Member (any current AMB member who has not taught at any AMB convention).
- Each participant may enter only one basket per category, and no participant may win in more than two juried categories. Baskets must be the work of the submitter.
- Each entry will receive a comment sheet from the jurors.
- Only the jurors, clerks, Exhibit Room chairpersons, and Convention Coordinators may be present during jurying.
- Jurors may, at their discretion, select a winner from each group (Teacher/Professional and General Member) per category.
- Entries for each group and category are juried separately.
- The award monies will be paid by the AMB General Fund.
- In the event of a tie in a group or category, prize money will be split equally between the winners.
- If awarded, the New Weaver winner will receive \$25.
- All other category winners will receive \$50.
- Jurors may award up to two Exceptional Merit awards at their

discretion. Each winner will receive \$25.

## Juried Categories

Baskets may be submitted for jurying in the following categories:

- Reed—majority of basket is made with commercial reed
- Wood—made of any type of wood
- Coiled—made by winding a series of coils on top of each other and stitching/wrapping these coils together as you build the basket
- Naturals—made from naturally gathered materials
- Art Piece—unique sculptural design of any style and material
- Miniature—measurements less than 2" x 2" x 2", including handle
- Nantucket Style—woven over a mold with a wooden base
- Cord—made entirely of cord (embellishments excepted), any size cord, any fiber, waxed or not
- Miscellaneous Materials—any fibrous or pliable material
- New Weaver—someone weaving two years or less

## Viewer's Choice

- AMB members who visit the Exhibit Room may vote for the Viewer's Choice Awards from juried exhibit entries.
- The entry with the most ballots cast will be the winner. The Teacher / Professional or General Member who submitted the entry will be presented with the "Fred Ely Award," a gold miniature Nantucket basket necklace.
- The entry with the most ballots cast from the other group (Teacher / Professional or General Member) will be the second Viewer's Choice winner. The Teacher/Professional or General Member who submitted the entry will be presented with the second "Fred Ely Award," a gold bell necklace.
- In case of a tie, a random drawing will decide the winner.
- The basket and gold bell necklaces are traveling awards and will stay in the winners' possession until the next AMB Convention. These awards must remain in the U.S. at all times.

## Basket Drop-off

Baskets for the juried competition must be delivered to the AMB Exhibit Room on Wednesday between 3:30 and 5:30 pm or contact Marlene Cosgrove or Annie Brock for special arrangements. Baskets for the Weaving Memories Exhibit can be dropped off during the Wednesday time or on Thursday from 5:00 to 7:30 when the Exhibit Room first opens.

## Contact

Questions regarding the AMB Exhibit Room should be directed to: Marlene Cosgrove


2951 Crestwood Circle; East Lansing, MI 48823  
517-351-6229  
cosgrovemarlene@att.net

Annie Brock

4707 Sycamore St; Holt, MI 48842  
517-614-2655  
stormybabe11@gmail.com



# Logo Artist



## Rod Lawrence

Rod has a fine arts degree from Michigan State University. He is a wildlife artist. His work has been featured on Michigan's duck and trout stamps. He has written and co-authored several books on wildlife drawing and painting. He is a Signature Member of the Society of Animal Artists.

# Programs

Wednesday, 7:00 pm-8:00 pm

Barb Gauche: Cruise

In early January of 2023, my husband Paul and I sailed out of Fort Lauderdale on a Holland America cruise ship, the Volendam, for a 75-day, 10-week, cruise around South America and down to the Peninsula of Antarctica. I will be presenting a selection of images and videos in 3D, glasses will be provided.

Thursday, 7:00 pm-8:00 pm

Annetta Kraayeveld: 2023 World Wicker and Weaving Festival, Poznan, Poland

I traveled with three other basket weavers from the US to participate in the weaving competition with 134 participants from 60 different countries. In addition to the competition, there were exhibits and presentations by basket makers from around the world and workshops. This festival is held in Poland every four years.

*Come to  
Public Day*

*Friday  
10:00 am—5:00 pm*

*Shop at Vendors and  
Visit the Exhibit Room*

*Saturday  
10:00 am—6:00 pm*

*You are welcome to walk  
quietly through the classrooms.*



## IN CASE OF EMERGENCY

SEE REVERSE SIDE FOR MEDICAL INFORMATION

Name: \_\_\_\_\_ DOB: \_\_\_\_\_  
Address \_\_\_\_\_ State: \_\_\_\_\_ Zip: \_\_\_\_\_  
Address 2: \_\_\_\_\_ State: \_\_\_\_\_ Zip: \_\_\_\_\_  
Home Phone: \_\_\_\_\_ E-mail: \_\_\_\_\_  
Cell Phone: \_\_\_\_\_ Other E-mail: \_\_\_\_\_

### NOTIFY IN EMERGENCY

My Doctor: Name: \_\_\_\_\_  
Phone: \_\_\_\_\_  
Also, Please Notify: Name: \_\_\_\_\_  
Phone: \_\_\_\_\_



Please fill out the  
**"IN CASE OF EMERGENCY"**  
Card you will receive at convention.  
Keep it in your name tag holder.

If anything happens while  
you're with us we'll  
know who to contact.

10"  
9"  
8"  
7"  
6"  
5"  
4"  
3"  
2"  
1"



1991 Laurie Collins

# Wednesday October 16, 2024

8 hour ..... 8:30 am — 5:30 pm  
6 hour ..... 9:00 am — 4:00 pm


## 8 W 001 - 8 HOUR

### Attic Window

Gina Kieft

Dimensions: 13" L X 13" W X 3" H  
Teaching, Material and Prep Fee: \$58  
Weaving levels: Intermediate

Pair your favorite dyed spokes with natural spokes to start this open weave base. Many color options will be available to choose from to weave. Learn chase weaving, triple twining, and four-rod wale while working on shaping this beautiful basket that starts out square and ends with a round rim. Rim the basket with a simple braided rim.



## 8 W 002 - 8 HOUR

### Fancy Tails

Annetta Kraayeveld

Dimensions: 4 3/4" L X 4 3/4" W X 4 3/4" H  
Teaching, Material and Prep Fee: \$120  
Weaving levels: Intermediate

Bring: sharp scissors, toothless micro-clips, small narrow packer, #24 Tapestry needle

Students will weave a striking little paper basket, filled with fun techniques: a herringbone (2/2) twill base, sides woven with twill rows and three Ti Twining techniques. Finish by creating tails and V lashing. Students will have color choices.



## 8 W 003 - 8 HOUR

### Josephine Knot

Sandra Bulgrin

Dimensions: 10" W X 7" H  
Teaching, Material and Prep Fee: \$80  
Weaving levels: Intermediate

This unique ribbed style basket starts with a beautiful Josephine knot. Students learn to make the knot with the round reed that then becomes the handle of the basket. Weaving with a wide variety of weaving materials, students will create this beautiful ribbed basket. Each basket will be unique and different. A fun class!



Visit the Exhibit Room  
Thursday to Saturday  
In the Michigan Room.

Vote for Viewer's Choice and place your raffle basket tickets here.





### 6 W 004 - 6 HOUR

#### Good Vibrations

Bonnie Rideout

Dimensions: 8 1/2" L X 8" W X 8 1/2" H

wo handle

Teaching, Material and Prep Fee: \$50

Weaving levels: All

"Good Vibrations" starts by weaving a filled base. Techniques include weaving a woven, filled base with "Chicken Feet," twining, start/stop weaving and the use of overlays. The accent colors are Moss Green, Celery Green, and Christmas Red.

### 6 W 005 - 6 HOUR

#### Byzantine Bracelet

Char Ciammaichella

Dimensions: 7" L X 1/4" W

Teaching, Material and Prep Fee: \$95

Weaving levels: Beginning

This is the perfect beginner chainmaille pattern to learn as it is the most common pattern. Students will learn to open and close rings seamlessly as you weave this pattern. Students can weave the regular byzantine or the byzantine with mobius knots.



Bring: Ott light and 2 pair of chain nose jewelry pliers if you have them



### 6 W 006 - 6 HOUR

#### Beach Time Tote

Marilyn Parr

Dimensions: 9 1/2" L X 7" W X 7 1/2" H

w/o handle

Teaching, Material and Prep Fee: \$80

Weaving levels: Intermediate

Cute little tote to take to the pool. Holds keys, lotion, phone, sunglasses, water bottle, etc. Colors used: hyacinth, turquoise, and green. Ribbon included. Base will be weaver-ready for class. Charm kit included. Turquoise leather handles.

### 6 W 007 - 6 HOUR

#### Black Ash Teleidoscope

JoAnn Kelly Catsos

Dimensions: 1 1/2" D X 7" H

Teaching, Material and Prep Fee: \$69

Weaving levels: Intermediate

This unique project begins with a teleidoscope (like a kaleidoscope but with no moving parts). Math and twill possibilities will be discussed. Using basketmaking techniques, students will weave with precisely prepared black ash splint. Darker heartwood and white sapwood will help create their own one-of-a-kind teleidoscope. Toolbox provided.



### 6 W 008 - 6 HOUR

#### Linnie

Susan Baxter

Dimensions: 7 1/4" D X 3 1/4" H

Teaching, Material and Prep Fee: \$65

Weaving levels: Intermediate



Linnie is a basket that uses the basics of round reed weaving such as three-rod wale, step-ups, twining, and hidden joins with the addition of a 4" acrylic bloom base. New concepts will be spoke insertions for creating a basket foot and sizing/shaping a core suitable for a wrapped border and using this core for a Japanese Rolled Border. Students may need to stand up to work on the base.



10"  
9"  
8"  
7"  
6"  
5"  
4"  
3"  
2"  
1"



1992 Bob Coker

# Thursday October 17, 2024

8 hour ..... 8:00 am — 5:30 pm  
6 hour ..... 9:00 am — 4:30 pm

Thursday - 8 hour



## 8 TH 009 - 8 HOUR Antler Bowl-lievable Pamela Hermann

Dimensions: 12" - 16" D X 2" - 5" H  
Teaching, Material and Prep Fee: \$145  
Weaving levels: All

Bring: Basic tools, spray bottle, water bucket (two smaller containers would be great), needle nose pliers and Weave Rite.

Starting with a pre-drilled and ribbed shed antler, students will weave with reed, cedar, sea grass, and a variety of natural materials and leather. Hands on drilling demo will be a part of the class. Lots of color choices available. You will finish 1-2 sections in class and have materials and 'know how' to complete the rest on your own. Experienced and fast weavers often finish in class - or close to!

## 8 TH 010 - 8 HOUR The Equalizer Lorelea Roberts

Dimensions: 15" L X 5" W X 11" H  
no handle  
Teaching, Material and Prep Fee: \$99  
Weaving levels: All

Celebrate the balance of nature with "The Equalizer" Basket Weaving Tote. Create your very own exquisite tote using a combination of black and natural reed, beautifully reflecting the harmony of the spring equinox when day and night are equal. Woven with a solid base. You will learn how alternating colors can lead to a beautiful design.



## 8 TH 011 - 8 HOUR Diagonally Plaited Sandra Bulgrin

Dimensions: 6" L X 6" W X 6" H  
Teaching, Material and Prep Fee: \$80  
Weaving levels: Intermediate

Bring: Towel, spray bottle and packing tool

Learn the technique of diagonally plaiting and find out how fun and easy it is to weave. You won't have to read a chart to weave this basket. Students will have a choice of colors. The basket is finished off with a flat oval reed rim and waxed linen lashing. Hard? No, once you learn the technique, it's addicting!

THURSDAY  
12:00 pm-1:30 pm  
LUNCH AND EXHIBIT ROOM AWARDS  
In Atrium

Sign up with your workshop payments  
Lunch must be prepaid  
\$22—no onsite sales  
All classrooms and vendors will be locked  
during this time



### 8 TH 012 - 8 HOUR

#### Empress

Gina Kieft

Dimensions: 17" L X 13" W X 8 1/2" H  
wo handle

Teaching, Material and Prep Fee: \$98

Weaving levels: Intermediate

Started on a wood base with your favorite color dyed spokes, weave this double wall basket with a striking diagonal weave on the inside and outside walls. Work on shaping and keeping the double walls together with emphasis on spoke placement. Add ceramic and beaded wire handles for easy carrying. Ten different color choices will be offered.

### 8 TH 013 - 8 HOUR

#### Let's Bead It!!!

Char Ciammaichella


Dimensions: 6" C X 2" H

Teaching, Material and Prep Fee: \$85

Weaving levels: Intermediate

Bring: Ott light and small sharp scissors

Students will coil with pine needles around an irregular shaped stone cabochon. Several different stitches can be used. Two different sizes of beads are utilized to help accent and show off your pine needle art work! Single stitch and wrapping stitches will be taught. You will not finish this piece in class time but you will know how to finish on your own. Pine needle coiling experience is VERY helpful as this is an intermediate class.



### 8 TH 014 - 8 HOUR

#### Papyrus Purse

Annetta Kraayeveld

Dimensions: 6 1/2" L X 2" W X 5 1/2" H  
wo handle

Teaching, Material and Prep Fee: \$120

Weaving levels: Intermediate

A sweet little purse made with washable paper. Basketry techniques taught in class: weaving a plaited base, diagonal plaiting, folded picket rim, adding curls and adding leather handles. Students will have color options. Diagonal plaiting experience is helpful.



### 8 TH 015 - 8 HOUR

#### Rainey Too

Susan Baxter

Dimensions: 10 1/2" D X 2 3/4" H

Teaching, Material and Prep Fee: \$80





Weaving levels: Intermediate

Rainey Too will be worked with four sets of four #5 spokes placed within a jig to create a double cross overlaid base. Japanese weave, diagonal twining, four-rod wale and a modified Gretchen Border will be used to create this amazing platter that looks as good on the table as it does on a wall. Students may need to stand up to work on the base.



*Drop off your donation for  
Grand Rapids Home for Veterans  
beside Registration*



10"			<b>8 TH 016 - 8 HOUR</b> <b>Piggyback Prime</b> <b>Marilyn Parr</b>  Dimensions: 9 1/2" L X 13 1/2" W X 20 1/2" H w handle Teaching, Material and Prep Fee: \$115 Weaving levels: Advanced	#4 in Piggyback series. Woven on a rectangular wood base and weave-ready for class. Methods used: regular twine, triple twine, with Arrow triple twine, overlays, and stack weave, along with shaping as you weave. Woven in blues, greens, yellows, and harvest dyed reed.
9"				
8"	Thursday - 6 hour	<b>6 TH 017 - 6 HOUR</b> <b>Summer Breeze Tote</b> <b>Bonnie Rideout</b>  Dimensions: 10" L X 7 1/4" W X 7 1/2" H w/o handle Teaching, Material and Prep Fee: \$70 Weaving levels: All  Bring: glue for spokes	The Summer Breeze Tote starts by inserting spokes into a wood, slotted base. Techniques include twining, start/stop weaving, continuous weaving, and the use of overlays. A pretty, blingy dragonfly adorns the front. The braided handles really set it off! The accent colors are gray, sky blue, and periwinkle. The handles are 12" long, not including the hardware. Shaping will be emphasized!	
7"				
6"			<b>6 TH 018 - 6 HOUR</b> <b>Black Ash Necklace Pouch</b> <b>JoAnn Kelly Catsos</b>  Dimensions: 2 1/2" L X 1 1/2" W X 3 1/2" H wo handle Teaching, Material and Prep Fee: \$59 Weaving levels: Intermediate	Student will chase weave with precisely prepared black ash splint over a wooden mold and lash flat splint rims. Learn to bead the leather flap and add your choice of lampwork bead or dragonfly charm as the focal point. This necklace pouch was designed to hold a credit card or a room key. Student toolbox is provided.
5"				
4"		<b>6 TH 019 - 6 HOUR</b> <b>Willow Wall Pouch</b> <b>Poppy Hatinger</b>  Dimensions: 8 1/2" D X 5 1/2" H wo handle Teaching, Material and Prep Fee: \$70 Weaving levels: Intermediate/Advanced  Bring: Old bath sheet sized towel, awl, side cutters, sharp bypass pruners or sturdy scissors	Weave a flat round bottom and using a packing rand weave, form a pouch. The basket is finished with a Polish rod border. The shape offers a challenge and emphasis will be on stake/spoke control while weaving.	
3"				
2"				
1"	<div> <p><i>Good stuff to bid on at the Silent Auction in the Petoskey Room on Thursday and Saturday.</i></p> </div>			



2002 Jackie Abrams

# Friday October 18, 2024

8 hour .....	8:30 am — 5:30 pm
6 hour .....	9:00 am — 4:00 pm
4 hour AM .....	8:00 am — 12:00 pm
4 hour PM .....	1:00 pm — 5:00 pm

Friday - 8 hour



## 8 F 020 - 8 HOUR

### Beach Tote

Pamela Hermann

Dimensions: 18" L X 10" W X 14" H wo handle  
Teaching, Material and Prep Fee: \$125  
Weaving levels: Intermediate

Bring: shears, spray bottle, Weave Rite, large bucket, 2 spoke weights, knife or scarfing tool

An awesome basket! For taking all the necessities to the beach or... office, party, convention. The flexible rim makes it easy to fit behind a car seat, even if you wish to lie back! The 3/3 twill using 3/8" FO reed is a joy to weave and top it off with the great border and the leather straps that just get better with each time you grab and go – which is sure to become a daily event!

## 8 F 021 - 8 HOUR

### Stair Steps

Annetta Kraayeveld

Dimensions: 11" L X 2 1/2" W X 7" H  
Teaching, Material and Prep Fee: \$120  
Weaving levels: Intermediate

Bring: sharp scissors, toothless micro-clips, small narrow packer, #24 Tapestry needle

A class for diagonal twill students who are ready for the next challenge – a unique rectangular base with multiple corners. Students will have color options to create the plaid pattern. Students must be comfortable with diagonal twill and understand turning corners.



Friday - 6 hour



## 6 F 022 - 6 HOUR

### Double Wall Bowl

Sandra Bulgrin

Dimensions: 11 1/2" D X 8" H  
Teaching, Material and Prep Fee: \$50  
Weaving levels: All

The inside basket is woven with smoked spokes and dyed reed. The outside basket is woven with natural spokes and weavers with dyed reed accent. Perfect for fruit, chips, or popcorn. Students will have some choice of colors.

MARKETPLACE  
FRIDAY

8:30—9:30 PM  
Ballrooms



**6 F 023 - 6 HOUR****Fall Sunset****Lorelea Roberts**

Dimensions: 16" L X 8" W X 4 1/2" H  
wo handle

Teaching, Material and Prep Fee: \$62  
Weaving levels: All

Woven on an 8x8 Wooden handle, this basket has an 8 x 16 inch base. Great size for carrying flowers or veggies. Techniques: Solid base using the orange fillers as Chick-en feet, Over/Under weaving, Triple Twin-ing, Weaving with braided seagrass and Lashing with waxed linen.

**6 F 024 - 6 HOUR****Rings in Rings!****Char Ciammaichella**

Dimensions: 7" L X 1 1/4" W

Teaching, Material and Prep Fee: \$95

Weaving levels: All

Students will weave with three different sizes of Sterling Silver jump rings to create this beautiful bracelet to wear home!! You will learn to open and close jump rings seamlessly as you weave this very specific pattern.



Bring: Ott light and 2 pair of chain nose jewelry pliers if you have them

**6 F 025 - 6 HOUR****Willowbrook****Bonnie Rideout**

Dimensions: 10" L X 6 1/4" W X 10 1/2" H  
wo handle

Teaching, Material and Prep Fee: \$65

Weaving levels: All

"Willowbrook" starts by weaving a filled base using a 6" x 20" D handle. Techniques include filling a base, twining, paired triple twining with a step up and the use of overlays. Students will also learn how to hide the ends of the triple twining. Braided seagrass is used for the inside rim. The embellishments may vary slightly due to availability.

**6 F 026 - 6 HOUR****Captured****Gina Kieft**

Dimensions: 11" D X 3 1/2" H

Teaching, Material and Prep Fee: \$55

Weaving levels: Intermediate

Set up this round base with a simple start then add the dyed round reed in a star formation for an eye catching effect. Many color options will be available to choose from. Learn triple twine and four-rod wale with a step up. Work on shaping up the sides of the basket. Use the dyed and natural spokes to create a dimensional, yet beautiful and simple braided border.

**6 F 027 - 6 HOUR****Pot Belly Asymmetric Catch All****Poppy Hatinger**

Dimensions: 6" D X 7" H wo handle

Teaching, Material and Prep Fee: \$75

Weaving levels: Intermediate

Bring: old towel, awl, side cutters

Several techniques are involved in weaving this belly-shaped basket. Four-rod false foot, two-rod slewing, randing and a step trac border. Students will select driftwood handle to finish basket.






**6 F 028 - 6 HOUR**  
**Turkey Track'N Tray**  
**Marilyn Parr**

Dimensions: 12 1/2" D X 8" H w handle  
 Teaching, Material and Prep Fee: \$80  
 Weaving levels: Intermediate

A simple round basket with a twist. Base will be weaver-ready for class. There is a section in the basket which I titled "turkey tracks". It is a combination of twining and weaving with two colors of round reed. Handles are attached at the rim and down close to base.

**6 F 029 - 6 HOUR**  
**Vesta**  
**Susan Baxter**

Dimensions: 8" D X 4 1/4" H  
 Teaching, Material and Prep Fee: \$65  
 Weaving levels: Intermediate



Vesta combines a 3D printed Star Jig with round reed and flat reed. The jig creates an open base with equally spaced spokes. Twining, three-rod wale, and a flat reed twill are used for base and side weaving. Inserted spokes are used for a footer as well as a modified Gretchen/Rolled border. Star jigs will be available for purchase after class. Students may need to stand up to work on the base.



**4 F AM 030 - 4 HOUR**  
**Black Ash Spray Bottle**  
**JoAnn Kelly Catsos**

Dimensions: 4 3/4" H  
 Teaching, Material and Prep Fee: \$45  
 Weaving levels: Intermediate

Using precisely prepared black ash splint for stakes and weavers, twine with waxed linen over a 2 oz glass spray bottle. Finished with leather and embellished with beads, this classy spray bottle is the perfect addition to your basketry tool bag. Many waxed linen color choices. Student toolbox provided.

**4 F PM 031 - 4 HOUR**  
**Turkey Wing Whisk Broom**  
**Suzie Roberts**

Dimensions: 16" L X 8" W  
 Teaching, Material and Prep Fee: \$75  
 Weaving levels: All

Bring: bucket for soaking, utility knife, lighter, scissors

This lovely whisk broom is a gateway to broom making, appropriate for all levels of experience. During class you will be making a traditional Turkey Wing style Whisk Broom with a Woven Reed Handle and an accompanying pot scrubber. Using natural broomcorn (a form of sorghum) and blue variegated nylon cording, you will first learn the basic whisk tying technique and then will learn to weave the reed top. Left-over broomcorn can then be made into a cast iron pot scrubber. Broom making tools will be provided for use during class.



*Saturday Night In  
 Grand River  
 Ballroom*

**7:30 PM-8:00 PM**  
**RAFFLE WINNERS**  
**VIEWERS' CHOICE**  
**ANNOUNCEMENTS**

**8:00 PM—9:00 PM**  
**ANNUAL MEETING**



10"  
9"  
8"  
7"  
6"  
5"  
4"  
3"  
2"  
1"


Saturday - 8 hour



2008 Marlys Sowers

# Saturday October 19, 2024

8 hour.....	8:30 am — 5:30 pm
6 hour.....	9:00 am — 4:00 pm
4 hour AM.....	8:00 am — 12:00 pm
4 hour PM.....	1:00 pm — 5:00 pm



## 8 S 032 - 8 HOUR Seven Sisters Lorelea Roberts

Dimensions: 16" L X 12" W X 14" H  
w handle  
Teaching, Material and Prep Fee: \$75  
Weaving levels: All

The hearth basket is great for gathering flowers, herbs or veggies in the garden. Indoors they hold just about anything. I designed this basket in honor of my best friend and her sisters when she lost one of her sisters to a long battle with colon cancer. The flowers represent each sister and their favorite color. Black for the dirt, green for the grass and the flowers represent beauty of family love.

## 8 S 033 - 8 HOUR Small Flat Top Basket Sharon McElroy

Dimensions: 11" L X 7 1/2" W X 9 1/2" H  
Teaching, Material and Prep Fee: \$58  
Weaving levels: All

Bring: 2 spoke weights

This is the smallest basket of the Flat Top Basket trio set. You will be creating this sturdy basket by using double spokes. The basket is not double walled. The 6" x 10" rectangular oak hoop makes for a heavy-duty rim and strong handles. Techniques include a filled-in base, weaving with double spokes, triple twining with a step-up, keeping shape consistent and creating a wrapped handle area.



## 8 S 034 - 8 HOUR Painted Picture Annie Brock

Dimensions: 6 1/2" L X 4 1/2" H  
Teaching, Material and Prep Fee: \$45  
Weaving levels: Intermediate

In this class you will be designing (or picking from premade patterns) and weaving a twill pattern with paper. When completed, the finished product will have a matte and 5" x 7" frame. You will also learn how to paint paper in this class. At the end you will also have extra paper to make an additional Painted Picture at home.

**8 S 035 - 8 HOUR****Paper Patches****Annetta Kraayeveld**

Dimensions: 6 1/2" L X 6 1/2" W X 1 1/2" H  
 Teaching, Material and Prep Fee: \$120  
 Weaving levels: Intermediate

Bring: sharp scissors, toothless micro-clips,  
 small narrow packer, #24 Tapestry needle

The third in my series of Paper Trays. The base is a focal point with 36 twill blocks created with six bold colors. The twill block pattern continues up the sides. Striking! Students will have color options. Twill Experience required; paper weaving experience helpful.

**8 S 036 - 8 HOUR****Your Ti Tray****Char Ciammaichella**

Dimensions: 6" C X 1 1/2" H  
 Teaching, Material and Prep Fee: \$80  
 Weaving levels: Intermediate

Bring: Ott light and small sharp scissors

Students will begin coiling pine needles around an irregular shaped stone cabochon using the single/slant stitch. You will design your own basket or tray but stitches taught will include the single stitch, ti stitch, adding beads and wrapping rows. Progress on the basket will be determined by your coiling experience.

**8 S 037 - 8 HOUR****Venetia Too****Susan Baxter**

Dimensions: 8 3/4" D X 4 1/2" H  
 Teaching, Material and Prep Fee: \$85  
 Weaving levels: Advanced



Venetia Too is a basket that uses traditional weaving techniques in different ways for a unique look. It starts with a 4" bloom base and twining to secure the spokes. Chase weave with four-rod wale and a twill weaver are worked up the side and topped by a 4-strand braid. The border combines a traditional core border with a crossover to add interest. Students may need to stand up to work on the base.

**6 S 038 - 6 HOUR****The Buckeye Tote****Bonnie Rideout**

Dimensions: 13" L X 8" W X 7 3/4" H  
 no handle  
 Teaching, Material and Prep Fee: \$70  
 Weaving levels: All

Bring: glue for spokes

The Buckeye Tote is one in a series of state totes that I am creating. This version has a heart embellishment instead of the state of Ohio. The basket starts by inserting spokes in a slotted, wood base. Techniques include twining, start/stop weaving, and double lashing. The accent colors are gray, black, charcoal, and red. Beautiful leather handles complete this useful tote!

**6 S 039 - 6 HOUR****Black Ash Needle Book****JoAnn Kelly Catsos**

Dimensions: 3 1/2" L X 3 1/2" W  
 Teaching, Material and Prep Fee: \$69  
 Weaving levels: Intermediate

The Black Ash Needle Book, with covers woven in a 2/2 twill of black ash splint, was inspired by the poplarware woven by the Shakers. Trimmed with thin leather, the book has an attractive inner cover and 3 pages of felt to hold your needles. Your choice of satin ribbon accents the book. Toolbox provided.



10"
9"
8"
7"
6"
5"
4"
3"
2"
1"

Saturday - 4 hour



#### 6 S 040 - 6 HOUR

##### Black Tie Affair

Gina Kieft

Dimensions: 18" L X 7" W X 6" H  
no handle

Teaching, Material and Prep Fee: \$72

Weaving levels: Intermediate

Starting on a unique wood grained base with the spokes glued in prior to class, learn triple twine with a step up. Work your way up the sides of the basket learning twill weave, spoke overlays and simple over/under weave. Create a 'bow tie' on the 'neck' of the basket using Hamburg cane. Add leather handles for easy carrying. This basket is woven using the color Black Onyx to represent the name of the basket.

#### 6 S 041 - 6 HOUR

##### Crossbody Purse

Marilyn Parr

Dimensions: 7" L X 4" W X 8" H  
no handle

Teaching, Material and Prep Fee: \$120

Weaving levels: Intermediate

Perfect size for your phone, wristlet, sunglasses, Chapstick, pen, and more! Woven on a wood base with smoked and black reed. Accent with corrugated tin ribbon. Leather flap has magnetic closure and silver concho. Strap for shoulder or crossbody is 52" long and adjustable.



#### 4 S AM 042 - 4 HOUR

##### Border Board

Poppy Hatinger

Dimensions: 9 1/2" L X 9 1/2" W X 1" H

Teaching, Material and Prep Fee: \$50

Weaving levels: All

Bring: Wire cutter



Construct a tool (not a basket) which can be used to practice round reed or willow rod borders. Coated wire spokes allow for borders to be woven, unwoven, and re-woven multiple times. Students will assemble border board and as time allows practice rod borders. Note: This is not a basket, but a practice tool used to learn border patterns prior to weaving into a finished basket piece.

#### 4 S AM 043 - 4 HOUR

##### Keepsake Basket

Sandra Bulgrin

Dimensions: 8" L X 6" W X 2 1/2" H

Teaching, Material and Prep Fee: \$30

Weaving levels: All

This oval wood base basket is woven with natural and dyed reed. Students will have a choice of dyed reed. A perfect basket for a dresser, coffee table or counter. The basket is finished off with waxed linen.



#### 4 S PM 044 - 4 HOUR

##### Alaskan Cedar Bangles

Pamela Hermann

Dimensions: 1/2" - 5/8" W

Teaching, Material and Prep Fee: \$65

Weaving levels: All

Learn the joy of weaving with hand harvested and prepared Alaskan yellow cedar from Thorne Bay, Alaska! Everyone will finish one in class. Materials provided make 2 – some may finish both in class time, or take a kit home to re-enforce what you learned!



1999 Dianne Stanton

# Sunday October 20, 2024

4 hour AM..... 8:00 am — 12:00 pm



## 4 U 045 - 4 HOUR

### Snow Much Fun

Bonnie Rideout

Dimensions: 12" L X 7" W X 4 3/4" H  
no handle

Teaching, Material and Prep Fee: \$40

Weaving levels: All

"Snow Much Fun" starts by weaving a woven, filled base. Techniques include filling a base, twining, triple twining with a flair and the use of overlays. This basket is adorable for use during those dreary winter months!

## 4 U 046 - 4 HOUR

### Sullivan

Susan Baxter

Dimensions: 7" D X 3 1/2" H

Teaching, Material and Prep Fee: \$55

Weaving levels: All



Sullivan introduces some of the "FUN"damentals of round reed weaving. Twining will be used to secure the spokes and then stacked three-rod wale will create the colorful sides. The spokes will be used to create the border and finish off the basket. Different color techniques will be discussed as well as the versatility of round reed. Students may need to stand up to work on the base.



## 4 U 047 - 4 HOUR

### Diagonal Tube Lanterns

Annetta Kraayeveld

Dimensions: 2" D X 2-3 1/2" H

Teaching, Material and Prep Fee: \$90

Weaving levels: Intermediate

Bring: sharp scissors, toothless micro-clips, small narrow packer, #24 Tapestry needle

Sweet diagonal tube lanterns made with hand painted paper. Add mini battery-operated lights to make them sparkle or display several in a glass bowl. Class kit includes tool to add shaping, 2 lights & material to make 3 tubes in a variety of colors. Diagonal plaiting experience is helpful.



10"  
9"  
8"  
7"  
6"  
5"  
4"  
3"  
2"  
1"



**4 U 048 - 4 HOUR**  
**Medium 8" Planter with Stand**  
**Marilyn Parr**

Dimensions: 8" D X 7" H, with stand 9" H  
Teaching, Material and Prep Fee: \$80  
Weaving levels: Intermediate

Your plants will love you and it is a nice addition to the Small Planter with Stand that is available on my website and in the booth. Woven on a round wood base and weaver-ready. The stand and base are Amish crafted with the base out of maple and walnut. A 6.5" pot is included with the kit. Available in other color options.

**4 U 049 - 4 HOUR**  
**Pine Needle Ornaments**  
**Char Ciammaichella**


Dimensions: 3" C X 1 1/2" H  
Teaching, Material and Prep Fee: \$28  
Weaving levels: Intermediate  
  
Bring: Ott light and small sharp scissors

Students will coil around a wood or button center using waxed linen threads. This will be your piece. You can wrap a row and/or add beads. These will make nice ornaments or decorative pieces. You will get enough supplies to make 2 ornaments. Progress will be determined by your coiling experience. Some coiling experience required.



*Volunteer Raffle Baskets*

We love our volunteers. This year, for every hour you volunteer, you will be given a special raffle ticket. There will be a drawing to give away these miniature baskets that were donated; quarter shown for size comparison. These special raffle tickets cannot be purchased, so make sure you check the box on the registration form that says "I will volunteer to help as needed."





# Why Come to Convention



- ♦ A chance to win the honor of wearing the Ely-Norton necklace for a year
- ♦ Learn new basket weaving techniques
- ♦ Meet up with old friends and make new ones
- ♦ See exceptional baskets in the Exhibit Room
- ♦ Bid on Silent Auction items
- ♦ See the awards given at Thursday's luncheon
- ♦ Enter to win a raffle basket
- ♦ Vote for the next year's board members during the Annual Meeting
- ♦ Buy basket related items at Vendors and Marketplace, no shipping required
- ♦ A chance to get away from the everyday and relax
- ♦ Enjoy the Grand Rapids area. Check out [experiencegr.com](http://experiencegr.com) for more information.



# What to Bring to Convention

- ♦ Your basic weaving supplies (water bucket, pencil, basket scissors, packing tool, clothes pins, knife or shaving tool, spoke weight, band aids)
- ♦ Any special items listed in the class description's "BRING" section
- ♦ A good attitude and patience (remember there are 11 other students that have questions, too)
- ♦ Your cellphone on silent
- ♦ Items for the Silent Auction and your donations for those in need
- ♦ A basket to enter in the Exhibit Room
- ♦ And a few don'ts: please refrain from perfume as many people have sensitivities and remember that this is a no smoking event