

Skill Levels for Weavers

Please evaluate your skill level not only for your total weaving experience, but also for your experience in the techniques offered in the class you are considering. For example, if you are an advanced weaver in naturals but have never woven with round reed, you are a beginning weaver in a round reed class.

Beginner

Weavers are becoming proficient in basic weaving techniques including over/under weaving, start/stop weaving, twining, and rim lashing. They are learning to control shape. They will be introduced to new pattern weaves such as twill, different twining methods, and rim and handle finish variations. If you are taking a class in a material you have never used, you are a beginner in that class.

Intermediate

Weavers are gaining proficiency in weaving techniques. They have no trouble setting up bases, twining, over/under weaves and rims using the materials offered for a class.

Advanced

Weavers are proficient or have mastered weaving techniques. They are ready to take on more challenging projects. Teachers depend on students to have achieved this skill level to attend their class. Basic skills are not reviewed due to time constraints.

Code Explanation

Basket Dimension Abbreviations

- L.....Length
- W.....Width
- H.....Height
- C.....Circumference
- D.....Diameter

- w/hdl.....With Handle
- w/o hdl.....Without Handle

Class Code Abbreviations

- W.....Wednesday AM.....Morning
- Th.....Thursday PM.....Afternoon
- F.....Friday
- S.....Saturday
- U.....Sunday Class Numbers 001–054

Examples

- 8F0258 hour class #025 meets Friday morning and afternoon
- 6S0436 hour class #043 meets Saturday morning and afternoon
- 4SAM046.....4 hour class #046 meets Saturday morning



Teacher Class Listing

| Teacher | Page Number(s) |
|---------------------|-------------------|
| Atkinson, Sandra | 8, 13, 17 |
| Atkinson, Steve | 8, 14 |
| Barnes, Candy | 8, 12 |
| Barnes, Dave | 9 |
| Catsos, JoAnn Kelly | 7, 13, 17 |
| Ciammaichella, Char | 10, 13, 16 |
| Gleixner, Dianne | 8, 10, 17 |
| Kieft, Gina | 8, 11, 13, 15 |
| Klusmann, Sharon | 10, 14, 15 |
| Kraayeveld, Annetta | 7, 9, 14, 16 |
| McElroy, Sharon | 10 |
| Parr, Marilyn | 11, 14, 15, 18 |
| Petronzio, Kathleen | 11, 13, 16 |
| Rahn, Bonnie | 18 |
| Rideout, Bonnie | 11(2), 14, 17, 18 |
| Scherz, Linda | 10, 14, 16, 18 |
| Taylor, Eric | 12, 16, 18 |
| VanDuyn, Sheri | 8, 11 |
| Whalen, Sandy | 12, 16, 18 |

Teacher Bios can be found on the AMB website

Convention Schedule

REGISTRATION /Outside Atrium

(NOTE: You **MUST** register before attending any classes)

Tuesday5:30 pm-7:30 pm
Wednesday.... 7:30 am-9:00 am 12:00 pm-1:30 pm (on call)6:00 pm-7:00 pm
Thursday 7:30 am-9:00 am 11:30 am-1:30 pm (on call)4:00 pm-6:00 pm
.....6:00 pm-8:00 pm (on call)
Friday 7:30 am-9:00 am 12:00 pm-1:00 pm (on call)5:00 pm-7:00 pm (on call)
Saturday..... 7:30 am-9:00 am (on call) .. 12:00 pm-1:00 pm (on call)

EXTRA CLASS SALES /Near Registration (all on call)

MERCHANDISE PICK UP /Petoskey

Tuesday5:30 pm-7:30 pm
Wednesday.... 7:30 am-9:00 am 12:00 pm-1:30 pm (on call)6:00 pm-7:00 pm
Thursday 7:30 am-8:30 am (on call)...11:30 am-1:30 pm (on call).....4:00 pm-8:00 pm (on call)
Friday 7:30 am-8:30 am (on call) .. 12:00 pm-1:00 pm (on call)5:00 pm-7:00 pm (on call)
Saturday..... 7:30 am-8:30 am (on call)

VENDORS /Ballrooms

Tuesday 4:00 pm-9:00 pm Set up only (optional)
Wednesday.... 8:00 am-9:00 pm Set up
10:00 am-6:00 pm Optional Vending Hours
Thursday 10:00 am-6:00 pm Open (locked 12:00pm-1:30pm for luncheon)
Friday 10:00 am-6:00 pm **Public Day**
8:30 pm-9:30 pm Marketplace
Saturday..... 10:00 am-6:00 pm **Public Day**
6:00 pm-11:00 pm Move out
Sunday until-12:00 pm Move out

PUBLIC DAYS /Vendors in Ballrooms and Exhibits in Michigan

Friday 10:00 am-5:00 pm
Saturday..... 10:00 am-6:00 pm

EXHIBIT ROOM /Michigan

Wednesday.... 3:30 pm-5:30 pm Drop off only
..... 6:30 pm— Jurying
Thursday 5:00 pm-7:30 pm
Friday 10:00 am-5:00 pm **Public Day**
7:30 pm-8:30 pm
Saturday..... 10:00 am-6:00 pm **Public Day**
Following Annual Meeting—Pick up only

MARKETPLACE /Ballrooms

Friday 7:30 pm-8:30 pm Set up only
8:30 pm-9:30 pm **Open**

Convention Schedule

INFORMATION TABLE /Atrium

Tuesday—Sunday

Gift Exchange /Atrium

Thursday.....7:30 pm-8:30 pm

OPEN WEAVE /Atrium

Open at all times during convention **EXCEPT** it will be vacated for the Luncheon, Programs, Awards and Annual Meeting.

LUNCH AND EXHIBIT ROOM AWARDS /Atrium

Thursday12:00 pm-1:30 pm

All Classrooms and Vendors will be locked during this time.

RAFFLE WINNERS AND VIEWER'S CHOICE AWARDS /Grand River Ballroom

Saturday.....7:30 pm-8:00 pm

ANNUAL MEETING AND ELECTION OF OFFICERS /Grand River Ballroom

Saturday8:00 pm-9:00 pm (after awards)

SILENT AUCTION /Petoskey

Thursday.....8:00 pm-9:30 pm **Drop Off #1**

Friday11:00 am-6:00 pm **Take Bids**

7:00 pm-8:00 pm **Pick up Items**

7:00 pm-8:00 pm **Drop Off #2**

Saturday.....11:00 am-6:00 pm **Take Bids**

7:00 pm-7:30 pm **Pick up Items**

FOOD COLLECTION FOR WORLD FOOD DAY /beside Registration Outside Atrium

CollectionTuesday-Friday

Drawing.....9:00 pm Friday at Marketplace

CLASS HOURS /Grand Ballrooms, Thornapple, Salons

| | 8 hour | 6 hour | 4 hour AM | 4 hour PM |
|----------------|-----------------------|-----------------------|---------------------|-----------------|
| Wednesday..... | 8:30 am-5:30 pm..... | 9:00 am-4:00 pm..... | 8:00 am-12:00 pm... | 1:00 pm-5:00 pm |
| Thursday | 8:00 am-5:30 pm..... | 9:00 am-4:30 pm | 8:00 am-12:00 pm... | 1:30 pm-5:30 pm |
| Friday..... | 8:30 am-5:30 pm..... | 9:00 am-4:00 pm | 8:00 am-12:00 pm... | 1:00 pm-5:00 pm |
| Saturday | 8:30 am-5:30 pm..... | 9:00 am-4:00 pm | 8:00 am-12:00 pm... | 1:00 pm-5:00 pm |
| Sunday..... |8:00 am-12:00 pm | | | |

***12 hour classes follow 6 hour times**

Registration Information

Policies

- The AMB Convention is for **ADULTS only** (18 or older).
- You must be an AMB Member to attend convention.
- All members of the AMB as of January 31 will receive the first mailing of the 2021 Convention Selection Brochure including the registration form.
- **Subsequent mailings will be charged a prepaid mailing fee of \$5.00.**
- Registration for Convention does not guarantee placement in requested classes.
- **Please note the cancellation policy.**

Registration Form

- **Be sure to make a copy of the completed registration form for your own records.**
- Payment must be enclosed when returning the registration form.
- Failure to follow all instructions may result in your registration being returned or delayed.
- **The registration form must be signed and dated.**

Convention Fee

- **The registration fee for Convention is \$65.**
- Registration includes unlimited workshop hours with functions and activities included. However, if requesting more than 24 hours of classes, for computer scheduling purposes, you must check the box on the registration form. No extra fees for more than 24 hours will be applied.
- Registration does not include workshop material/teaching fees or lunch.
- If there are available classes, you may be assigned additional workshops, if requested on your registration form.
- Material/Teaching fees are due upon notification of workshop assignments.

Deadlines

- **Registration forms postmarked before or on June 15 will be treated as "first day" registrations.**
- Workshops will be filled by random computer selection from these forms.
- Forms postmarked after June 15 will be assigned space, if available, according to the postmark date.
- After June 15, a \$10 late fee will be required in addition to the registration fee.

Class Choices

- Enter the correct and complete workshop code when filling out the form. Workshops are assigned according to these codes. Write clearly and legibly.
- Listing your class choices by preference is a better way for the computer to assign classes than listing them by day.
- List one choice in each box.

- Listing only one workshop does not guarantee your placement in that workshop.
- Only list choices for the days you are planning to attend Convention. If you are arriving Thursday, do not list any Wednesday classes!
- Do not list any classes that you are unwilling to take.
- Once you are confirmed in a workshop, you may not switch it for another workshop. There are no exceptions.
- Do not send workshop material fees until you receive workshop confirmations.
- A late fee of \$10 per class will be charged if fees are not received by the date indicated on the notification letter.
- Do not worry about workshop times; the computer will not schedule two classes for you at the same time.

Cancellations

- **A PROCESSING FEE OF \$25 WILL BE DEDUCTED FROM REGISTRATION FUNDS.**
- No registration refunds will be issued after August 30, 2021.
- **After August 31, workshop material fee refunds will be at the discretion of the instructor.**
- Cancellations for the entire convention **MUST** be in writing and sent to:
Christie Trout
9132 Lake Ann Rd N
Traverse City MI 49684
amblaptop1@gmail.com
- Cancellations for a specific workshop **MUST** be in writing and sent to:
Christie Trout
9132 Lake Ann Rd N
Traverse City MI 49684
amblaptop1@gmail.com
- If there is a waiting list, those wishing to cancel after August 31 will be given the name of the next person on the list and may sell their entire package to that person.
- **As long as classes are available, the cancellation fee will be withheld.**
- Material fee checks will be held until convention.

Hotel Forms

- Hotel reservation forms and amenity information will be mailed with the workshop confirmation letters.
- Room cost is \$89 for single or double occupancy (up to 4 per two bed room), plus taxes.
- If you wish to make your reservation before receiving the form, you may call 616-957-1770. You must mention Association of Michigan Basketmakers to receive the discounted rate.
- Please include the names of everyone in your room. Please ensure that only **ONE** person makes the reservation.

Exhibit Room Information

Purpose

- The AMB Exhibit Room is designed to perpetuate the art of basketry, to stimulate interest and knowledge in all phases of basketry, and to promote public enthusiasm for its value in the community.
- The AMB Exhibit Room is open to convention attendees and the public during all posted hours.
- AMB membership renewals and raffle tickets are also available.

Exhibits

The Exhibit Room is divided into the following sections:

- Raffle exhibit.
- Sharing exhibit area is available to display any basket from a member or from their private collection.
- Juried exhibit for baskets to be critiqued by AMB Board-approved jurors.
- Special exhibit area containing baskets woven with children, Michigan State Museum Collection, and baskets honoring Sue Canafax and Millie Minnik.

Juried Exhibit

- **ONLY members who are current by August 31st can submit to the juried area.**
- Entries to the juried exhibit are divided into two groups: Teacher / Professional (any teacher / professional who has taught at an AMB Convention or derives a significant amount of their income from basket making activities) and General Member (any current AMB member who has not taught at any AMB convention).
- Each participant may enter only one basket per category, and no participant may win in more than two juried categories. Baskets must be the work of the submitter.
- Each entry will receive a comment sheet completed and signed by the jurors.
- Only the jurors, clerks, Exhibit Room chairpersons, and Convention Coordinators may be present during jurying.
- Jurors may, at their discretion, select a winner from each group (Teacher/Professional and General Member) per category.
- Entries for each group and category are juried separately.
- The award monies will be paid by the AMB General Fund.
- In the event of a tie in a group or category, prize money will be split equally between the winners.
- If awarded, the New Weaver winner will receive \$25.
- All other category winners receive \$50.
- Jurors may award up to two Exceptional Merit awards at their discretion. Each winner will receive \$25.

Juried Categories

Baskets may be submitted for jurying in the following categories:

- Reed—majority of basket is made with commercial reed
- Wood—made of any type of wood
- Coiled—made by winding a series of coils on top of each other and stitching/wrapping these coils together as you build the basket
- Naturals—made from naturally gathered materials
- Art Piece—unique sculptural design of any style and material
- Miniature—measurements less than 2" x 2" x 2", including handle
- Nantucket Style—woven over a mold with a wooden base
- Cord—made entirely of cord (embellishments excepted), any size cord, any fiber, waxed or not
- Miscellaneous Materials—any fibrous or pliable material
- New Weaver—someone weaving two years or less

Viewer's Choice

- AMB members who visit the Exhibit Room may vote for the Viewer's Choice Awards from juried exhibit entries.
- The entry with the most ballots cast will be the winner. The Teacher / Professional or General Member who submitted the entry will be presented with the "Fred Ely Award," a gold miniature Nantucket basket necklace.
- The entry with the most ballots cast from the other group (Teacher / Professional or General Member) will be the second Viewer's Choice winner. The Teacher/Professional or General Member who submitted the entry will be presented with the second "Fred Ely Award," a gold bell necklace.
- In case of a tie, a random drawing will decide the winner.
- The basket and gold bell necklaces are traveling awards and will stay in the winners' possession until the next AMB convention. These awards must remain in the U.S. at all times.

Basket Drop-off

Baskets must be delivered to the AMB Exhibit Room on **Wednesday, October 20, 2021** between 3:30 pm and 5:30 pm or contact Barb Gauche or Karla Prange for special arrangements.

Contact

Questions regarding the AMB Exhibit Room should be directed to:

Barb Gauche
46576 Vineyards Ln
Macomb Twp, MI 48042
586-322-7530
bpgauche@msn.com

Karla Prange
59636 Glacier Ridge South
Washington, MI 48094
586-786-0695
prange2@sbcglobal.net

Logo Artist

Kristin Swisher



More than two years ago when a very special niece of mine showed me her latest artwork, I thought, why not ask her to create a logo for Weaving Magic 2020 (now 2021)? She agreed and relays her experience and background below while a junior. She is now a senior.

- Deb Mellentine

Logo Artist: My name is Kristin Swisher and I am currently a high school junior. I took my first graphic design class in 7th grade where I designed my own animations. That led to a huge insight about computer graphic designs and animations. I instantly fell in love and took the class again the following year. Now as a junior I revisited that love and took a computer graphic design class. Once again, my passion for graphic design energized as I thrived in the class. It was an eye-opening experience into the graphic design process and I am honored to have helped my Aunt and her convention through the design process.

ICE **IN CASE OF EMERGENCY**
SEE REVERSE SIDE FOR MEDICAL INFORMATION

Name: _____ DOB: _____
Address _____ State: _____ Zip: _____
Address 2: _____ State: _____ Zip: _____
Home Phone: _____ E-mail: _____
Cell Phone: _____ Other E-mail: _____

NOTIFY IN EMERGENCY

My Doctor: Name: _____
Phone: _____
Also, Please Notify: Name: _____
Phone: _____

THE SOCIETY OF MESSIAH BASKETMAKERS

Please fill out the
“IN CASE OF EMERGENCY”
Card you will receive at convention.
Keep it in your name tag holder.

If anything happens while
you’re with us we’ll
know who to contact.

Wednesday October 20, 2021

| | |
|---------------|-------------------|
| 12 hour | 9:00 am — 4:00 pm |
| 8 hour | 8:30 am — 5:30 pm |
| 6 hour | 9:00 am — 4:00 pm |

Wednesday - 12 hour



12 WTH 001 - 12 HOUR
Shaker Kittenhead Trio
JoAnn Kelly Catsos

Like larger Shaker cathead baskets, these smaller kittenhead versions are woven of finely prepared black ash splint over wooden molds. These three baskets graduate in size and nest inside each other. Featuring high arched maple handles, when tied together they make the perfect display. Due to the small size, prior black ash experience is suggested. Work outside of class will be needed. A student tool box will be provided.

Dimensions: 1" to 4 1/4"D X 1 1/2" to 6 1/2"H w/o hdl
Teaching, Material and Prep Fee: \$235
Advanced weaving level

Wednesday - 8 hour



8 W 002 - 8 HOUR
Wanderer
Annetta Kraayeveld

This attractive canister features a wooden base, an interesting twill arrow, Ti-twinning and double Ti-twinning. Class baskets will be woven on a mold to assist in shaping and save time. Woven in red/gray or royal blue/gray.

BRING: small packer and a #20 tapestry needle

Dimensions: 3 1/2"D X 7"H
Teaching, Material and Prep Fee: \$75
Intermediate weaving levels

Drop off your food donation beside Registration to be included in the Drawing on Friday at Marketplace

Wednesday - 8 hour



8 W 003 - 8 HOUR
Quilter's Tote
Dianne Gleixner

This large basket begins with an open weave base and has start/stop rows up the sides. The different width of weavers creates interest while keeping the design simple. Shaping will be emphasized. A sturdy, hand carved, notched handle will be added and the rim is double lashed.

BRING: spoke weight

Dimensions: 18"L X 12"W X 14"H w/o hdl
Teaching, Material and Prep Fee: \$70
Intermediate weaving level



Wednesday - 6 hour



6 W 004 - 6 HOUR
Istanbul
Gina Kieft

Start this round bottom woven base by shaping so the basket will sit flat. Colors to weave are Natural, Black Onyx and a third color of your choice. Many color options will be available. Learn triple twining with a step up. Work on spoke placement and shaping up the sides of the basket. Embellish the side weaving with swirls of round reed held in place with Turkish knots.

Dimensions: 7"L X 7"W X 5"H
Teaching, Material and Prep Fee: \$38
Intermediate weaving levels



6 W 005 - 6 HOUR
Under the Sea
Sheri L VanDuyn

Create this most comfortable and light-weight bracelet using wire which is shaped and pounded flat to form the width as well as the clasp. Then selecting glass, wood, resin, pearls and shaped beads, weave them in and out on a small wire carrier cord. Various bead colors will be available for students to select.

Dimensions: 2 3/4"L X 2 1/4"W X 1 1/2"H
Teaching, Material and Prep Fee: \$45
All weaving levels



6 W 006 - 6 HOUR
5 1/2" Round Nantucket Basket
Candy Barnes

Students will insert staves into a base and weave around a class mold. The turned rim will be glued on. Students will have a choice of various custom accents and choice of black walnut or cherry wood. Teacher will contact students for choice of wood.

Dimensions: 5 1/2"C X 3 1/2"H
Teaching, Material and Prep Fee: \$65
Beginner weaving level



Wednesday - 4 hour



4 W AM 007 - 4 HOUR
Rush Footstool
Steve Atkinson

The Rush design goes with any decor. This is a basic pattern to learn the steps how to rush, then the technique can be used on any chair. The pine stool comes stained, sealed, ready to weave on. Not to be used as a stepping stool.

Dimensions: 10"L X 9"W X 12"H
Teaching, Material and Prep Fee: \$40
All weaving levels



4 W PM 008 - 4 HOUR
Bootstrap Tote
Sandra Atkinson

The filled in base of this basket tote continues up the side ends into chicken feet. The front side has boot hooks woven in so leather can be laced up the side creating a unique feature to the basket. The leather strap handle was designed for this basket with wooden rings inserted on upper strap and is woven from the base up. A rim filler of braided fabric finishes off the top edge with the cane lashing.

Dimensions: 12"L X 5 1/4"W X 7 3/4"H (17" strap)
Teaching, Material and Prep Fee: \$58
Beginner weaving levels

Thursday October 21, 2021

| | |
|----------------|--------------------|
| 12 hour | 9:00 am — 4:30 pm |
| 8 hour | 8:00 am — 5:30 pm |
| 6 hour | 9:00 am — 4:30 pm |
| 4 hour AM..... | 8:00 am — 12:00 pm |
| 4 hour PM..... | 1:30 pm — 5:30 pm |

Thursday - 12 hour



12 THS 009 - 12 HOUR
Shaker Boxes
Dave Barnes

Students will build a set of 4 nesting shaker boxes. Students will apply a finish on their own. Tools provided by instructor: drill press, band saw, power sander, steam box and hammer.

BRING: sharp pencil and non folding utility knife with new blade

Dimensions: 8 1/2"L X 5 3/4"W X 10 1/2"H
Teaching, Material and Prep Fee: \$125
All weaving level

Thursday - 8 hour



8 TH 010 - 8 HOUR
Parallels
Annetta Kraayeveld

Students weave a diagonal twill flat pouch with two types of corners pouch in one of two patterns-vertical lines or undulating horizontal lines. Color choices will be available. Students MUST have diagonal twill experience.

BRING: small packer, toothless micro-clips, a pair of sharp side cutters and #26 tapestry needles

Dimensions: 6"L X 3"W X 11 1/2"H w/ hdl
Teaching, Material and Prep Fee: \$85
Advanced weaving levels

Good stuff to bid on at The Silent Auction in the Petoskey Room on Friday and Saturday




8 TH 011 - 8 HOUR
Raspberry Dreams
 Dianne Gleixner

Students will weave an open weave base on a rectangular wood hoop, twine, then add corner spokes. Techniques include start/stop rows, triple twining and adding overlays. Emphasis will be on shaping and how to avoid the dreaded "peanut shape". Then top it off with a beautiful interlocking V knot on the top of the handle.

BRING: spoke weight

Dimensions: 15"L X 12"W X 6"H w/o hdl
 Teaching, Material and Prep Fee: \$68
 Intermediate weaving level



8 TH 012 - 8 HOUR
Smooth Coiling
 Char Ciammaichella

Begin this pine needle basket with a base on a stone cabochon shape of your choice. Learn the slant/single stitch and how to add a new thread and or change colors. Coil the bottom, then learn to shape the sides and add beads! Depending on your skill level, you may not finish in class but you will learn how to finish on your own.

Dimensions: 5"D X 3"H
 Teaching, Material and Prep Fee: \$85
 Beginner weaving levels



8 TH 013 - 8 HOUR
Summer Berry Gathering
 Sharon Klusmann

Begins with an oval wooden base and a galvanized tin for a stay in mold. Spokes are natural, burgundy, hunter and navy. Learn this continuous twill, S/S weaving and triple twining in pairs. Also taught are forming and wrapping your own handles from 1/4" oval, oval spokes. Learn a traditional rim with Cherokee Wheels for an embellishment.

Dimensions: 11 1/2"L X 6 1/2"W X 7 1/2"H
 Teaching, Material and Prep Fee: \$78
 Intermediate weaving levels



8 TH 014 - 8 HOUR
Nature's Garden
 Linda Scherz

This basket was designed for newer waxed linen weavers, twined with 7 ply waxed linen and delica beads. Linda will demonstrate and teach you her techniques for making the basket including completing a row, setting up for the next row, color change, shaping, and the braided rim.

BRING: personal light

Dimensions: 2 3/4"D X 1 1/4"H
 Teaching, Material and Prep Fee: \$74
 Intermediate weaving level



8 TH 015 - 8 HOUR
Flat Top Bushel Basket
 Sharon McElroy

You will be creating this sturdy basket by using double spokes. The basket is not double walled. The 10" x 14" rectangle oak hoop makes a heavy duty rim and strong handles. Techniques we will be working on are weaving with double spokes, 4 rod-wale, creating handles using your rim and shaping.

BRING: 2 spoke weights

Dimensions: 16"L X 12"W X 14 1/2"H
 Teaching, Material and Prep Fee: \$75
 Intermediate weaving level



THURSDAY
 12:00-1:30 pm
 LUNCH AND EXHIBIT
 ROOM AWARDS
 In Atrium

Sign up with your workshop
 payments
 Lunch must be prepaid
 \$16—no onsite sales
 All classrooms and vendors
 will be locked during this
 time

10"
9"
8"
7"
6"
5"
4"
3"
2"
1"

Thursday - 6 hour



6 TH 016 - 6 HOUR
Pack-2-Go
Marilyn Parr

This is a great "go to" basket! It is now woven on a rectangular Amish wood base that will have spokes glued in and weaver-ready for class. The leather handles are also Amish made with a basketweave design imprinted on them. Color choices: black/smoked or a mixture of turquoise, granny smith green, and hyacinth. Each kit will include the wax linen medallion tie-on.

Dimensions: 14"L X 8 1/2"W X 8 1/2"H w/o hdl
Teaching, Material and Prep Fee: \$86
Intermediate weaving levels

Thursday - 4 hour



4 TH AM 019 - 4 HOUR
Class Act
Bonnie Rideout

This classy basket is an eye catcher with the bold overlays. Easy and fun to weave. Class Act is a nice sized basket that can be used anywhere in your home or office. Techniques include start/stop weaving, filling a base, twining, and using overlays. Accent color is black and a pretty leather like buckle finished it off.

Dimensions: 12 3/4"L X 7 3/4"W X 9 1/4"H w/o hdl
Teaching, Material and Prep Fee: \$48
All weaving levels



6 TH 017 - 6 HOUR
Hiccup
Gina Kieft

Begin this basket with the spokes glued into a wood base prior to class! Weaving up the side of this basket is continuous, allowing you to work on shaping without stopping and starting each row. Using your choice in dyed reed, learn a wave weave design with a surprising design change in the center. Top the basket with leather side handles for easy carrying.

Dimensions: 11"L X 8"W X 8"H w/ hdl
Teaching, Material and Prep Fee: \$45
Intermediate weaving levels



4 TH PM 020 - 4 HOUR
Twisted Wire
Sheri L VanDuyen

Using dyed round reed, weave a wonderful small triple weave basket focusing on shape. Then the fun begins by leaving the weaver out to create a border of spokes. After trimming these rows, colorful telephone wire will be added along with accent pops of acrylic paint to each of the spokes.

Dimensions: 7"D X 3 1/2"H
Teaching, Material and Prep Fee: \$35
All weaving levels



6 TH 018 - 6 HOUR
Japanese Blue & White Bowl
Kathleen Petronzio

This lovely basket is woven over a ceramic Japanese Bowl. There is a slotted ash base and it is woven using cane. Waxed linen is used to lash your navy blue rim.

Dimensions: 6"D X 4"H
Teaching, Material and Prep Fee: \$75
Beginner weaving levels



4 TH PM 021 - 4 HOUR
Sangria
Bonnie Rideout

Sangria is woven with accent colors of wine, moss green, smoked and natural reed. Techniques include filling a base using the "chicken feet" method, twining, triple twining with a "step up", inserting a swing handle and incorporating homespun fabric into your rim. This basket would look lovely in any home. Pretty berries embellish this basket. The berries and homespun fabric may vary due to availability.

Dimensions: 11"L X 6 3/4"W X 6"H w/o hdl
Teaching, Material and Prep Fee: \$40
All weaving levels



Friday October 22, 2021

| | |
|-----------------|--------------------|
| 8 hour | 8:30 am — 5:30 pm |
| 6 hour | 9:00 am — 4:00 pm |
| 4 hour AM | 8:00 am — 12:00 pm |
| 4 hour PM | 1:00 pm — 5:00 pm |

Friday - 8 hour



8 F 022 - 8 HOUR
Nantucket Clock
Candy Barnes

Students will insert staves into base and will weave with cane over a class mold. A turned rim will be glued on. Included is a custom made base with engraved numbers that will be painted by students in class. A quartz clock movement will be installed after finishing. Teacher will contact students for choice of Cherry (default) or Black Walnut wood.

Dimensions: 9 3/4" C X 2 1/2" H
Teaching, Material and Prep Fee: \$110
Intermediate weaving level



8 F 023 - 8 HOUR
Check-It-Out
Sandy Whalen

Students will learn how to keep their oval base from twisting. The lower tier of the basket is woven with a French rand. The top tier is woven with a pattern called a "two rod slew". This gives a checkered look to the weave. Each of these layers is accented with contrasting red bark willow. A sturdy rope handle completes the basket.

BRING: large beach or bath towel for willow to mellow


Dimensions: 14" L X 9" W X 15" H w/o hdl
Teaching, Material and Prep Fee: \$79
Intermediate weaving level



8 F 024 - 8 HOUR
Towering Tote Jr
Eric Taylor

The new Towering Tote Jr basket is a shrunken down version of the larger Cottage Towering Tote. Made from 100% hand pounded Brown Ash. The basket is mold woven and finished with cherry wood handle and rims.

Dimensions: 8 1/2" L X 6 3/4" W X 12" H w/ hdl
Teaching, Material and Prep Fee: \$150
Intermediate weaving level



**Saturday Night In
Grand River Ballroom**

7:30-8:00 PM
RAFFLE WINNERS
VIEWERS' CHOICE
ANNOUNCEMENTS

8:00-9:00 PM
ANNUAL MEETING

10"
9"
8"
7"
6"
5"
4"
3"
2"
1"

Friday - 8 hour



8 F 025 - 8 HOUR
Beaded Nantucket
Kathleen Petronzio

This unique basket is woven using a heavy plastic bowl for a mold. There is an arrow design woven using waxed linen. The bead design will be taught and started in class and finished later. Fun basket to design.

Dimensions: 6"D X 4 1/2"H
Teaching, Material and Prep Fee: \$85
Intermediate weaving levels



6 F 028 - 6 HOUR
Pocahontas
Sandra Atkinson

Woven on cut varnished basswood slab with bark attached base, drilled holes for the round reed spokes. Base woven 4 rod wale, dark green, dark brown, twill sides with diagonal twine incorporated, in blues, greens, sand shades. Birch bark handle woven into top braid, accent with white feather pad. Base measurement is approximate due to wood cuttings.

Dimensions: 13" L X 11"W X 8 1/4"H
Teaching, Material and Prep Fee: \$64
Intermediate weaving levels



8 F 026 - 8 HOUR
European 4/1 Bracelet
Char Ciammaichella

The European 4 in 1 chainmaille technique is the foundation for medieval armor! This pattern consists of one ring with 4 rings connected to it. Students will learn this great chainmaille technique. Many sterling silver jump rings are opened and closed as you connect and weave this beautiful bracelet.

BRING: 2 chain nose pliers and personal light

Dimensions: 7"L X 1"W
Teaching, Material and Prep Fee: \$125
Intermediate weaving level



Friday - 6 hour



6 F 027 - 6 HOUR
What the Hex
Gina Kieft

Starting on a hexagon base, insert spokes with five different widths. Learn an easy three row repeat in twill up the sides in your favorite color. Many color options will be offered. Shaping will be stressed. Top the rim with a fun braid using the rim filler.

Dimensions: 13"L X 13"W X 5 1/2"H
Teaching, Material and Prep Fee: \$55
Intermediate weaving levels



MARKETPLACE
FRIDAY
8:30—9:30 PM
CHECK IT OUT!
Ballrooms



6 F 029 - 6 HOUR
Mini Friendship Basket
JoAnn Kelly Catsos

This adorable basket is a miniature version of my 6" Friendship basket. It is chase-woven of precisely prepared black ash splint and American Elm bark over a wooden mold. Hardwood rims complete this treasure. A student tool box will be provided.

Dimensions: 2 3/4 "D X 1 1/4"H
Teaching, Material and Prep Fee: \$85
Intermediate weaving levels



Friday - 6 hour



6 F 030 - 6 HOUR
From Forest Floor
Marilyn Parr

Begin on an oval, Amish made, wood base that is weaver-ready (spokes glued in). As you reach the top, there will be a few stack rows and triple twine. Special split leather handle is attached with the rims. Basket is embellished with a real pinecone that has been dried, cut and painted. There will be various colors to choose from.

Dimensions: 11"L X 7"W X 10"H w/ hdl
Teaching, Material and Prep Fee: \$68
Intermediate weaving levels



6 F 031 - 6 HOUR
Ebony Cross Body Purse
Sharon Klusmann

This perfect size purse begins with a thin black wooden slotted base and uses all black and gray reed. It twills right and then reverses left and ends with a matchstick rim. Attach the 54" long handle for a great cross body fit. The beautiful liner is completely removable and washable and buttons in place. An adorable must have!

Dimensions: 10"L X 3 1/2"W X 6 1/2"H w/o hdl
Teaching, Material and Prep Fee: \$80
Intermediate weaving level



6 F 032 - 6 HOUR
Beach Babe
Bonnie Rideout

Beach Babe starts on a filled, woven base. Techniques include start/stop weave, triple twining with a step up and ending triple twining with a "swirl" on the outside of the basket reminiscent of a nautilus. Shaker Tape handles and a "beachy" metal sign complete the look. 5/8" flat oval is woven into the bottom of the basket for extra durability. Accent colors are Blue Spruce and Smoked reed.

Dimensions: 12 3/4"L X 9 1/2"W X 9"H w/ hdl
Teaching, Material and Prep Fee: \$50
All weaving levels



Friday - 4 hour



4 F AM 033 - 4 HOUR
Paper Japanese Leaf Scoop
Annetta Kraayeveld

Using hand painted paper strips, weave a beautiful leaf scoop. The leaf scoop is a traditional Japanese woven form. Teacher will provide a wide choice of paper (painted and precut). Additional kits will be available for purchase in class.

BRING: sharp scissors, toothless micro-clips, small bent packer and #26 tapestry needle

Dimensions: 6 1/2"L X 4 1/2"W X 2"H w/ hdl
Teaching, Material and Prep Fee: \$55
Advanced weaving levels



4 F PM 034 - 4 HOUR
Quad Point Footstool
Steve Atkinson

Seat of stool is woven in four point quad twill using two colors. You will learn two patterns, the quad twill which is challenging and the checkerboard on the underside. Many colors of Shaker Tape and Nylon Webbing will be brought to class. Pine stool stained, sealed, ready to weave. Not to be used as a stepping stool.

Dimensions: 15 1/2"L X 15 1/2"W X 13"H
Teaching, Material and Prep Fee: \$56
All weaving levels



4 F PM 035 - 4 HOUR
Seasonal Bowl
Linda Scherz

Students will start weaving with the pre-glued spokes in the base prior to class. The design is triple twined with three colors of cotton cord, a seasonal ribbon and finished with a folded rim. Learn to complete a row and set up for the next row as well as triple twining, spiral and stacking patterns, shaping and a folded matchstick rim. Students will have a choice of Fall or Winter/Christmas color themes.

Dimensions: 4 1/2"D X 3"H
Teaching, Material and Prep Fee: \$60
All weaving levels



Saturday October 23, 2021

| | |
|----------------|--------------------|
| 12 hour..... | 9:00 am — 4:00 pm |
| 8 hour..... | 8:30 am — 5:30 pm |
| 6 hour..... | 9:00 am — 4:00 pm |
| 4 hour AM..... | 8:00 am — 12:00 pm |
| 4 hour PM..... | 1:00 pm — 5:00 pm |

Saturday - 8 hour



8 S 036 - 8 HOUR
Salute' Wine Tote
(To greet or show respect)
Marilyn Parr

This basket was inspired by a visit to Belgium. It has a unique wood base, split leather handles (both Amish made), and a woven surprise inside that keeps your bottles from touching each other. Base will be weaver-ready for class. Charms will be available for purchase during class.

Dimensions: 10"L X 5"W X 13 1/2"H w/ hdl
Teaching, Material and Prep Fee: \$68
Intermediate weaving levels



8 S 037 - 8 HOUR
Evergreen Bowl
Sharon Klusmann

Begin with a round wooden base using smoked spokes. Twill is smoked & Evergreen space dyed and matching RR triple twining. Many shaping techniques will be taught to achieve this squatty shaped design. Decrease spokes while triple twining with all smoked, ending with all color. Traditional rim and fun embellishments are all included.



Dimensions: 4"D X 6"H
Teaching, Material and Prep Fee: \$65
Intermediate weaving levels



8 S 038 - 8 HOUR
Invasion
Gina Kieft

Weaving with smoked and a second color, weave this twill base using four different sized spokes. Using a play in twill, weave these 'creature like' figures that 'invade' the side weaving. Spoke placement and weaving tension will be discussed. Choose a closed notch handle or leather side handles. Rim the basket with matching smoked reed and waxed linen. Many color choices will be offered.

Dimensions: 11"L X 7"W X 12"H w/ hdl
Teaching, Material and Prep Fee: \$70
Advanced weaving levels



Join in the Gift Exchange Thursday
Night (see Reeder for more info)

Saturday - 8 hour



8 S 039 - 8 HOUR
Coiled Cabby
Char Ciammaichella

Students will begin this pine needle basket coiling the irregular shaped cabochon base, learn the slant/single stitch, how to end and add thread, and how and when is best to change thread colors and wrap a row of color. Students can shape their basket as they wish! A wall basket or tray style. You can add beads and wrap rows. Depending on the students coiling experience, you may not finish in class. Ending the basket will be explained in great detail!

Dimensions: 6"D X 3"H
Teaching, Material and Prep Fee: \$85
Intermediate weaving levels



8 S 040 - 8 HOUR
It's A Set Up
Linda Scherz

Students will start with a wood base with the spokes pre-glued prior to class. The design is woven with three colors of cotton cord and suede leather accent. The rim is a regular reed rim with cotton cord filler and lasher. Students will have a choice of colors. Techniques include triple twining, completing a row and setting up for next, spiral and stack pattern and shaping, each set up creating the different patterns.

Dimensions: 4 3/4"D X 3 1/4"H
Teaching, Material and Prep Fee: \$74
Intermediate weaving level



8 S 041 - 8 HOUR
Patched Tray
Annetta Kraayeveld

A beautiful eye-catching basket to use or display. The colorful twill pattern in the base is continued as you weave up the side of the basket. Color choices available in class.

BRING: spoke weight, small packer and a #20 tapestry needle

Dimensions: 12"L X 12"W X 2"H
Teaching, Material and Prep Fee: \$95
Advanced weaving levels



Saturday - 6 hour



6 S 042 - 6 HOUR
Divided Tin Tray
Kathleen Petronzio

This 10" divided Tin Tray is woven with space dyed reed and has a slotted ash base that is attached. The tray can be used for many different things. It's a fun project to complete.

Dimensions: 10"D X 5"H w/ hdl
Teaching, Material and Prep Fee: \$75
Beginner weaving levels



6 S 043 - 6 HOUR
5" Legacy Tub
Eric Taylor

The new Legacy Tub features striking laminated ear handles. Ash sandwiched between the two pieces of cherry make for the stunning contrast. Made from 100% hand pounded brown ash. The basket is mold woven and finished with cherry wood handle and rims.

Dimensions: 5"D X 4 1/2"H w/ hdl
Teaching, Material and Prep Fee: \$125
Intermediate weaving level



6 S 044 - 6 HOUR
Willow Swirl Tray
Sandy Whalen

This tray looks stunning as a wall decoration but is also well suited as a handy tray. The spiral is woven with groups of different colored bark and white and buff peeled willow. A shallow edge is woven with raised handles on either side for ease in carrying when used as a tray.

BRING: large beach or bath towel for willow to mellow

Dimensions: 29"D X 2 1/2"H w/o hdl
Teaching, Material and Prep Fee: \$79
Intermediate weaving level



10"
9"
8"
7"
6"
5"
4"
3"
2"
1"




6 S 045 - 6 HOUR
Lady Bug Purse
Sandra Atkinson

Woven in red and black, this purse will be a favorite to tote around. Woven on a half oval grooved base, the pattern features diagonal and reverse diagonal weave, overlaid double diagonal weave with hidden ends, black nylon webbing handle with wood rings, Hamburg cane lashing, woven black rim filler. Three ladybugs included with kit.

Dimensions: 4 3/4"D X 8 1/2"H
Teaching, Material and Prep Fee: \$70
Beginner/Intermediate weaving levels

Visit the Exhibit Room
Thursday to Saturday
In the Michigan Room.
Vote for Viewer's Choice and place your raffle basket tickets here.



Saturday - 4 hour



4 SAM 046 - 4 HOUR
Foraging Basket
Dianne Gleixner

Students will weave an open weave bottom and upset the spokes, then do a continuous weave up the sides. Emphasis will be on shaping so the back is flat and the front pouches out. The shaker tape handle is adjustable to the basket and can be worn different ways.

Dimensions: 9"L X 12"W X 6"H w/o hdl
Teaching, Material and Prep Fee: \$53
All weaving levels



4 SAM 047 - 4 HOUR
Wheat Straw Earrings
JoAnn Kelly Catsos

Learn traditional techniques of weaving with wheat straw and create contemporary jewelry. Students will make a distorted hair braid and then weave 'spruers' on a dog comb. Really. Then turn your woven creations into beautiful earrings. Expect to complete at least 2 pairs. A student tool box will be provided.

Dimensions: 3/4" to 1 1/4"L
Teaching, Material and Prep Fee: \$55
All weaving levels



4 SPM 048 - 4 HOUR
Storage Basket
Bonnie Rideout

The storage basket will be one that you reach for over and over. Great size for any room of your home. The basket starts with a woven, filled base. Techniques include filling a base, the use of overlays and double lashing. The side handles are leather and the color accent is smoked reed. Great for any level of weaver!

Dimensions: 10"L X 10"W X 9"H
Teaching, Material and Prep Fee: \$45
All weaving levels



Sunday October 24, 2021

4 hour AM.....8:00 am — 12:00 pm



4 U 049 - 4 HOUR
Woven Cork Jewelry
Bonnie Rahn

Students will work with cork fabric infused with gold flecks. The students can complete the pendant/pin in class and have enough materials to make 2 sets of pendants and earrings including several choices of beads for embellishment. The jewelry is done in 2/2 twill pattern. Some twill experience is helpful.

BRING: Personal light with magnifier helpful, small clips, round nose pliers and wire cutters

Dimensions: 2" or 1"
Teaching, Material and Prep Fee: \$43
All weaving levels



4 U 050 - 4 HOUR
LoopDLou Pouch
Linda Scherz

Fun for all weavers! Learn a looping stitch with waxed linen and cotton cord combined. Select from a variety of colors to make it your pouch. A wood mold makes for stitching and shaping ease. Linda will demonstrate her techniques. Braid a neck cord with cotton cord, then attach to pouch and it's ready for you to wear.

BRING: personal light

Dimensions: 4" L X 1/2" W X 4 1/4" H w/o hdl
Teaching, Material and Prep Fee: \$55
All weaving levels



4 U 051 - 4 HOUR
Woodland Deer
Sandy Whalen

Just in time for your fall display, these Woodland Deer will be perfect. Students will weave a practice one first - then at least two more deer will be woven. Each of these will have their own wooden stands to rest in. A great and fun beginning project.

Dimensions: 4" L X 7" TO 8" H
Teaching, Material and Prep Fee: \$45
Beginner weaving level

10"
9"
8"
7"
6"
5"
4"
3"
2"
1"

Sunday - 4 hour



4 U 052 - 4 HOUR
Cottage #2 Round Swing
Eric Taylor

Start or continue building The Cottage Round Swing Set. This is the two inch size, the smallest to date. Mold woven with hand pounded Brown Ash uprights and weavers. This basket is finished with a cherry handle and rims. Nimble fingers and good eyesight are a must.

BRING: optional personal light

Dimensions: 2"D X 3 1/2"H w/ hdl
Teaching, Material and Prep Fee: \$90
Intermediate weaving level



4 U 053 - 4 HOUR
Spoonful of Sugar
Marilyn Parr

Woven on a specially designed wooden base, Amish made, that includes a sugar spoon for a handle. Base will be weaver-ready for class. Smoked reed and tin ribbon accent the basket. Rim is a Gretchen rolled border which is a great and sturdy rim for such a cute basket. When finished, fill with your favorite sugar packets or sweets.



Dimensions: 5"L X 6 1/2"W X 6"H
Teaching, Material and Prep Fee: \$40
Intermediate weaving levels



4 U 054 - 4 HOUR
Lunch Tote
Bonnie Rideout

The basket starts on a woven, filled base using the "chicken feet" method of tucking filler spokes. Techniques include start/stop weaving, twining, triple twining with a step up and use of overlays. Pretty leather handles, metal feet on the bottom and a button embellishment complete this tote. Accent colors are pale pink and smoked reed.

Dimensions: 10 3/4"L X 7"W X 8"H
Teaching, Material and Prep Fee: \$45
All weaving levels



Come to
Public Day

Friday
10:00 am—5:00 pm

Saturday
10:00 am—6:00 pm


Shop at vendors and
Visit the Exhibit Room

You are welcome to walk
quietly through the classrooms.

Why Come to Convention



- ◆ A chance to win the honor of wearing the Ely-Norton necklace for a year
- ◆ Learn new basket weaving techniques
- ◆ Meet up with old friends and make new ones
- ◆ See exceptional baskets in the Exhibit Room
- ◆ Bid on Silent Auction items
- ◆ See the awards given at Thursday's luncheon
- ◆ Enter to win a raffle basket
- ◆ Vote for the next year's board members during the Annual Meeting
- ◆ Buy basket related items at vendors and Marketplace, no shipping required
- ◆ A chance to get away from the everyday and relax
- ◆ Enjoy the Grand Rapids area. Check out experiencegr.com for more information.



What to Bring to Convention

- ◆ Your basic weaving supplies (water bucket, pencil, basket scissors, packing tool, clothes pins, knife or shaving tool, spoke weight, band aids)
- ◆ Any special items listed in the class description's "BRING" section
- ◆ A good attitude and patience (remember there are 11 other students that have questions, too)
- ◆ Your cellphone on silent
- ◆ Items for the Silent Auction and your food donations
- ◆ A basket to enter in the Exhibit Room
- ◆ And a few don'ts: please refrain from perfume as many people have sensitivities and remember that this is a no smoking event