

# Skill Levels for Weavers

**Please evaluate your skill level** not only for your total weaving experience, but also for your experience in the techniques offered in the class you are considering. For example, if you are an advanced weaver in naturals but have never woven with round reed, you are a beginning weaver in a round reed class.

## Beginner

Weavers are becoming proficient in basic weaving techniques including over/under weaving, start/stop weaving, twining, and rim lashing. They are learning to control shape. They will be introduced to new pattern weaves such as twill, different twining methods, and rim and handle finish variations. If you are taking a class in a material you have never used, you are a beginner in that class.

## Intermediate

Weavers are gaining proficiency in weaving techniques. They have no trouble setting up bases, twining, over/under weaves and rims using the materials offered for a class.

## Advanced

Weavers are proficient or have mastered weaving techniques. They are ready to take on more challenging projects. Teachers depend on students to have achieved this skill level to attend their class. Basic skills are not reviewed due to time constraints.

## Code Explanation

### Basket Dimension Abbreviations

L.....Length  
 W.....Width  
 H.....Height  
 C.....Circumference  
 D.....Diameter

w/hdl.....With Handle  
 w/o hdl.....Without Handle

### Class Code Abbreviations

W.....Wednesday      AM.....Morning  
 Th.....Thursday      PM.....Afternoon  
 F.....Friday  
 S.....Saturday  
 U.....Sunday      Class Numbers 001–054

### Examples

8F025 .....8 hour class #025 meets Friday morning and afternoon  
 6S044 .....6 hour class #044 meets Saturday morning and afternoon  
 4SAM046.....4 hour class #046 meets Saturday morning



## Teacher Class Listing

Teacher	Page Number(s)
Atkinson, Sandra .....	11,16
Atkinson, Steve .....	14(2)
Barnes, Candy .....	10,13,15
Barnes, Dave .....	7
Bowers, Anne .....	9,14,16,18
Catsos, JoAnn Kelly .....	7,12,16,18
Ciammaichella, Char .....	7,11,12
Hatinger, Poppy .....	11
Kieft, Gina.....	8,10,13,16,19
Klusmann, Sharon .....	8,10,14,16,19
Kotecki, Karen .....	8,10,13
Kraayeveld, Annetta.....	8,9,12,15,19
McElroy, Sharon.....	15
Owens, Billy.....	11,14,16
Parr, Marilyn .....	8,10,13,17,19
Petronzio, Kathleen.....	9,13,17
Rideout, Bonnie .....	13,17,19
VanDuyn, Sheri.....	8,18

Teacher Bios can be found on the AMB website

# Convention Schedule

## REGISTRATION /Outside Atrium

(NOTE: You **MUST** register before attending any classes)

Tuesday .....5:30 pm-7:30 pm  
Wednesday.... 7:30 am-9:00 am ..... 12:00 pm-1:30 pm (on call) .....6:00 pm-7:00 pm  
Thursday ..... 7:30 am-9:00 am ..... 11:30 am-1:30 pm (on call) .....4:00 pm-6:00 pm  
.....6:00 pm-8:00 pm (on call)  
Friday ..... 7:30 am-9:00 am ..... 12:00 pm-1:00 pm (on call) .....5:00 pm-7:00 pm (on call)  
Saturday..... 7:30 am-9:00 am (on call) .. 12:00 pm-1:00 pm (on call)

## EXTRA CLASS SALES /Near Registration (all on call)

## MERCHANDISE PICK UP /Petoskey

Tuesday .....5:30 pm-7:30 pm  
Wednesday.... 7:30 am-9:00 am ..... 12:00 pm-1:30 pm (on call) .....6:00 pm-7:00 pm  
Thursday ..... 7:30 am-8:30 am (on call)...11:30 am-1:30 pm (on call).....4:00 pm-8:00 pm (on call)  
Friday ..... 7:30 am-8:30 am (on call) .. 12:00 pm-1:00 pm (on call) .....5:00 pm-7:00 pm (on call)  
Saturday..... 7:30 am-8:30 am (on call)

## VENDORS /Ballrooms

Tuesday ..... 4:00 pm-9:00 pm ..... Set up only (optional)  
Wednesday.... 8:00 am-9:00 pm ..... Set up  
10:00 am-6:00 pm ..... Optional Vending Hours  
Thursday ..... 10:00 am-6:00 pm ..... Open (locked 12:00pm-1:30pm for luncheon)  
Friday 10:00 am-6:00 pm ..... **Public Day**  
8:30 pm-9:30 pm ..... Open during Marketplace  
Saturday..... 10:00 am-6:00 pm ..... **Public Day**  
6:00 pm-11:00 pm ..... Move out  
Sunday ..... until-12:00 pm ..... Move out

## PUBLIC DAYS /Vendors in Ballrooms and Exhibits in Michigan

Friday ..... 10:00 am-5:00 pm  
Saturday..... 10:00 am-6:00 pm

## EXHIBIT ROOM /Michigan

Wednesday.... 3:30 pm-5:30 pm ..... Drop off only  
6:30 pm..... Jurying Starts  
Thursday ..... 5:00 pm-7:30 pm  
Friday ..... 10:00 am-5:00 pm ..... **Public Day**  
7:30 pm-8:30 pm  
Saturday..... 10:00 am-6:00 pm ..... **Public Day**  
Following Annual Meeting—Pick up only

## MARKETPLACE /Ballrooms

Friday ..... 7:30 pm-8:30 pm ..... Set up only  
8:30 pm-9:30 pm ..... **Open**

# Convention Schedule

## INFORMATION TABLE /Atrium

Tuesday—Sunday

## Programs /Atrium

Wednesday: Anne Bowers, How to Start a Successful Studio Tour.....7:00 pm-9:00 pm

Thursday: Sheri VanDuyn, Basket Finishes.....7:00 pm-8:00 pm

Thursday: Anne Bowers, Lichtenfels Germany—Basketry School and Annual Festival.....8:30 pm-10:00 pm

## OPEN WEAVE /Atrium

Open at all times during convention **EXCEPT** it will be vacated for the Luncheon, Programs, Awards and Annual Meeting.

## LUNCH AND EXHIBIT ROOM AWARDS /Atrium

Thursday..... 12:00 pm-1:30 pm

**All Classrooms and Vendors will be locked during this time.**

## RAFFLE WINNERS AND VIEWER'S CHOICE AWARDS /Grand River Ballroom

Saturday.....7:30 pm-8:00 pm

## ANNUAL MEETING AND ELECTION OF OFFICERS /Grand River Ballroom

Saturday ..... 8:00 pm-9:00 pm (after awards)

## SILENT AUCTION /Petoskey

Tuesday.....7:00 pm-8:00 pm **Drop Off**

Wednesday.....7:00 pm-8:00 pm **Drop Off**

Thursday.....11:00 am-6:00 pm **Take Bids**

Friday .....5:30 pm-6:30 pm **Drop Off**

7:00 pm-8:00 pm **Pick up Items for Thursday Auction**

Saturday.....8:00 am-3:00 pm **Take Bids**

6:00 pm-7:30 pm **Pick up Items for Saturday Auction**

## Necessary Things Collection for those in need /beside Registration Outside Atrium

Collection ..... Tuesday-Friday

Drawing ..... 7:30 pm Saturday

## CLASS HOURS /Ballrooms, Meeting Rooms

	8 hour	6 hour	4 hour AM	4 hour PM
Wednesday.....	8:30 am-5:30 pm	9:00 am-4:00 pm	8:00 am-12:00 pm	1:00 pm-5:00 pm
Thursday.....	8:00 am-5:30 pm	9:00 am-4:30 pm	8:00 am-12:00 pm	1:30 pm-5:30 pm
Friday.....	8:30 am-5:30 pm	9:00 am-4:00 pm	8:00 am-12:00 pm	1:00 pm-5:00 pm
Saturday .....	8:30 am-5:30 pm	9:00 am-4:00 pm	8:00 am-12:00 pm	1:00 pm-5:00 pm
Sunday.....			8:00 am-12:00 pm	

**\*12 hour classes:** follow 6 hour times

# Registration Information

## Policies

- The AMB Convention is for **ADULTS only** (18 or older).
- You must be an AMB Member to attend convention.
- All members of the AMB as of January 31 will receive the first mailing of the 2022 Convention Selection Brochure including the registration form.
- Subsequent mailings will be charged a prepaid mailing fee of \$5.00.
- Registration for Convention does not guarantee placement in requested classes.
- Please note the cancellation policy.

## Registration Form

- Be sure to make a copy of the completed registration form for your own records.
- Payment must be enclosed when returning the registration form.
- Failure to follow all instructions may result in your registration being returned or delayed.
- The registration form must be signed and dated.

## Convention Fee

- **The registration fee for Convention is \$65.**
- Registration includes unlimited workshop hours with functions and activities included. However, if requesting more than 24 hours of classes, for computer scheduling purposes, you must check the box on the registration form. No extra fees for more than 24 hours will be applied.
- Registration does not include workshop material/teaching fees or lunch.
- If there are available classes, you may be assigned additional workshops, if requested on your registration form.
- Material/Teaching fees are due upon notification of workshop assignments.

## Deadlines

- **Registration forms postmarked before or on June 15 will be treated as "first day" registrations.**
- Workshops will be filled by random computer selection from these forms.
- Forms postmarked after June 15 will be assigned space, if available, according to the postmark date.
- After June 15, a \$10 late fee will be required in addition to the registration fee.

## Class Choices

- Enter the correct and complete workshop code when filling out the form. Workshops are assigned according to these codes. Write clearly and legibly.
- Listing your class choices by preference is a better way for the computer to assign classes than listing them by day.
- List one choice in each box.

- Listing only one workshop does not guarantee your placement in that workshop.
- Only list choices for the days you are planning to attend Convention. If you are arriving Thursday, do not list any Wednesday classes!
- Do not list any classes that you are unwilling to take.
- Once you are confirmed in a workshop, you may not switch it for another workshop. There are no exceptions.
- Do not send workshop material fees until you receive workshop confirmations.
- A late fee of \$10 per class will be charged if fees are not received by the date indicated on the notification letter.
- Do not worry about workshop times; the computer will not schedule two classes for you at the same time.

## Cancellations

- **A PROCESSING FEE OF \$25 WILL BE DEDUCTED FROM REGISTRATION FUNDS.**
- No registration refunds will be issued after August 30, 2022.
- After August 31, workshop material fee refunds will be at the discretion of the instructor.
- Cancellations for the entire convention **MUST** be in writing and sent to:  
Juanita Elkins  
1309 Goodrich St  
Lansing, MI 48910  
amblaptop1@gmail.com
- Cancellations for a specific workshop **MUST** be in writing and sent to:  
Juanita Elkins  
1309 Goodrich St  
Lansing, MI 48910  
amblaptop1@gmail.com
- If there is a waiting list, those wishing to cancel after August 31 will be given the name of the next person on the list and may sell their entire package to that person.
- As long as classes are available, the cancellation fee will be withheld.
- Material fee checks will be held until convention.

## Hotel Forms

- Hotel reservation forms and amenity information will be mailed with the workshop confirmation letters.
- Room cost is \$89 for single or double occupancy (up to 4 per two bed room), plus taxes.
- **As the hotel is under renovation, please wait until June 1 to make your reservation. Reservations made between June 1 and September 17 will receive the discounted rate.**
- Please include the names of everyone in your room. Please ensure that only ONE person makes the reservation.

# Exhibit Room Information

## Purpose

- The AMB Exhibit Room is designed to perpetuate the art of basketry, to stimulate interest and knowledge in all phases of basketry, and to promote public enthusiasm for its value in the community.
- The AMB Exhibit Room is open to convention attendees and the public during all posted hours.
- AMB membership renewals and raffle tickets are also available.

## Exhibits

The Exhibit Room is divided into the following sections:

- Raffle exhibit.
- Sharing exhibit area is available to display any basket from a member or from their private collection.
- Juried exhibit for baskets to be critiqued by AMB Board-approved jurors.
- Special exhibit area: Michigan State Museum Collection, Convention Coordinators, and your favorite basket.

## Juried Exhibit

- **ONLY members who are current by August 31st can submit to the juried area.**
- Baskets must be woven by the exhibitor. Originality is encouraged, but not required.
- Entries are critiqued on quality and choice of materials, workmanship, originality/interpretation and overall visual impact.
- Entries to the juried exhibit are divided into two groups: Teacher / Professional (any teacher / professional who has taught at an AMB Convention or derives a significant amount of their income from basket making activities) and General Member (any current AMB member who has not taught at any AMB convention).
- Each participant may enter only one basket per category, and no participant may win in more than two juried categories. Baskets must be the work of the submitter.
- Each entry will receive a comment sheet from the jurors.
- Only the jurors, clerks, Exhibit Room chairpersons, and Convention Coordinators may be present during jurying.
- Jurors may, at their discretion, select a winner from each group (Teacher/Professional and General Member) per category.
- Entries for each group and category are juried separately.
- The award monies will be paid by the AMB General Fund.
- In the event of a tie in a group or category, prize money will be split equally between the winners.
- If awarded, the New Weaver winner will receive \$25.
- All other category winners receive \$50.
- Jurors may award up to two Exceptional Merit awards at their

discretion. Each winner will receive \$25.

## Juried Categories

Baskets may be submitted for jurying in the following categories:

- Reed—majority of basket is made with commercial reed
- Wood—made of any type of wood
- Coiled—made by winding a series of coils on top of each other and stitching/wrapping these coils together as you build the basket
- Naturals—made from naturally gathered materials
- Art Piece—unique sculptural design of any style and material
- Miniature—measurements less than 2" x 2" x 2", including handle
- Nantucket Style—woven over a mold with a wooden base
- Cord—made entirely of cord (embellishments excepted), any size cord, any fiber, waxed or not
- Miscellaneous Materials—any fibrous or pliable material
- New Weaver—someone weaving two years or less

## Viewer's Choice

- AMB members who visit the Exhibit Room may vote for the Viewer's Choice Awards from juried exhibit entries.
- The entry with the most ballots cast will be the winner. The Teacher / Professional or General Member who submitted the entry will be presented with the "Fred Ely Award," a gold miniature Nantucket basket necklace.
- The entry with the most ballots cast from the other group (Teacher / Professional or General Member) will be the second Viewer's Choice winner. The Teacher/Professional or General Member who submitted the entry will be presented with the second "Fred Ely Award," a gold bell necklace.
- In case of a tie, a random drawing will decide the winner.
- The basket and gold bell necklaces are traveling awards and will stay in the winners' possession until the next AMB convention. These awards must remain in the U.S. at all times.

## Basket Drop-off

Baskets must be delivered to the AMB Exhibit Room on **Wednesday, October 19, 2022** between 3:30 pm and 5:30 pm or contact Marlene Cosgrove or Annie Brock for special arrangements.

## Contact

Questions regarding the AMB Exhibit Room should be directed to:  
Marlene Cosgrove

2951 Crestwood Circle; East Lansing, MI 48823

517-351-6229

cosgrovemarlene@att.net


Annie Brock

4707 Sycamore St; Holt, MI 48842

517-614-2655

stormybabe11@gmail.com

# Logo Artist



## Rod Lawrence

Rod has a fine arts degree from Michigan State University. He is a wildlife artist. His work has been featured on Michigan's duck and trout stamps. He has written and co-authored several books on wildlife drawing and painting. He is a Signature Member of the Society of Animal Artists

# Programs

## Wednesday, 7:00-9:00pm Anne Bowers: How to Start a Successful Studio Tour


This program is geared to those who would like to start a studio tour in their area but are not sure how to do so. I have been part of the Over the Mountain Studio Tour in West Virginia for over 33 years and would like to share some of the knowledge that I have gleaned during that time and assist others in proceeding with plans to start their own tour in their area. Some printed materials will be distributed that will help with the establishing of committees, selecting artisans, planning routes, etc.

## Thursday, 7:00-8:00pm Sheri VanDuyn: Basket Finishes

So you are done weaving...now what? How do you finish your Basket? Come hear about some tried and true methods for finishing your Baskets! From white washing to natural finishes to stains or varnishes our talk will include staining over dyed reed! See what is available and pick up some tips and new techniques. Come ready to share your ideas also. A hand out will be provided.

## Thursday, 8:30-10:00pm Anne Bowers: Lichtenfels Germany—Basketry School and Annual Festival

The Lichtenfels Germany Basketry School and Annual Festival is ALL about basketry. The festival includes performances, folks who make mostly willow baskets, jewelry, miniatures, toys, storage containers, stage props and, even, huge sculptures placed throughout the town. In my presentation I will have pictures, baskets and printed materials to show what a wonderful experience it was and hope to encourage all to pay a visit and to deepen your knowledge of European basketry.




**IN CASE OF EMERGENCY**

SEE REVERSE SIDE FOR MEDICAL INFORMATION

Name: \_\_\_\_\_ DOB: \_\_\_\_\_  
Address \_\_\_\_\_ State: \_\_\_\_\_ Zip: \_\_\_\_\_  
Address 2: \_\_\_\_\_ State: \_\_\_\_\_ Zip: \_\_\_\_\_  
Home Phone: \_\_\_\_\_ E-mail: \_\_\_\_\_  
Cell Phone: \_\_\_\_\_ Other E-mail: \_\_\_\_\_

**NOTIFY IN EMERGENCY**

My Doctor: Name: \_\_\_\_\_  
Phone: \_\_\_\_\_  
Also, Please Notify: Name: \_\_\_\_\_  
Phone: \_\_\_\_\_



Please fill out the  
**"IN CASE OF EMERGENCY"**  
Card you will receive at convention.  
Keep it in your name tag holder.

If anything happens while  
you're with us we'll  
know who to contact.

10"  
9"  
8"  
7"  
6"  
5"  
4"  
3"  
2"  
1"

# Wednesday October 19, 2022



12 hour ..... 9:00 am — 4:00 pm  
 8 hour ..... 8:30 am — 5:30 pm  
 6 hour ..... 9:00 am — 4:00 pm

Wednesday - 12 hour



**12 WTH 001 - 12 HOUR**  
**Quadrafoil Tub**  
 JoAnn Kelly Catsos

This lovely basket is based upon an antique Shaker quatrefoil tub basket. The delicately woven quatrefoil pattern is the focal point of the basket's bottom. Woven of finely prepared black ash splint over a wooden mold, the challenging basket is completed with black ash side handles and lashed maple rims. Prior black ash experience is suggested. Student toolbox provided.

Dimensions: 6 1/4"D X 2"H w/o hdl  
 Teaching, Material and Prep Fee: \$210  
 Weaving levels: Advanced



Wednesday - 8 hour



**8 WF PM 002 - 8 HOUR (two 4hour PM Classes)**  
**Shaker Caddie**  
 Dave Barnes

This 8 hour class will be divided into two 4 hour afternoon classes. Students will build a shaker caddie, learning steaming and bending techniques along with using the following power tools: drill press, bandsaw, power sander, steam box and hammer, which will be provided by the instructor. Part of this class will be outside so dress accordingly.

BRING: a pencil and a sharp non-folding utility knife.

Dimensions: 12 3/4"L X 9"W X 2 1/2"H w/o hdl  
 Teaching, Material and Prep Fee: \$75  
 Weaving levels: Beginner

**8 W 003 - 8HOUR**  
**Triangular Slices**  
 Char Ciammaichella

Beginning with an irregular shaped cabochon stone, students will begin coiling pine needles around the cabochon using the single slant stitch. You will learn and perfect the single stitch, the wheat stitch, wrapping a row and attaching walnut slices to finish off this lovely wall hanging. Progress on the piece will depend on your level of experience with coiling.

Dimensions: 8"L X 8"W X 1 1/2"H  
 Teaching, Material and Prep Fee: \$85  
 Weaving levels: Intermediate

Wednesday - 8 hour



**8 W 004 - 8 HOUR**  
**Diamond Jubilee**  
Gina Kieft

This beautiful bowl is full of eye catching diamonds. Woven with natural, dark brown and your choice of a second color, follow a graph or written directions to complete the base. The side weaving is a continuous twill while you work on shaping and spoke placement. A three strand braid is added as a rim filler in the corners to highlight the base colors. Many color choices will be offered to weave with.


Dimensions: 10"D X 3"H  
Teaching, Material and Prep Fee: \$70  
Weaving levels: Advanced



**8 W 005 - 8 HOUR**  
**Encircled**  
Karen Kotecki

Circles are the theme of this spherical reed basket on a round oak base. Weave continuously with 3 circles of skip stitching and lots of attention to shaping. The non-traditional rim starts with a circle of twined arrows. Then loop spokes over a circle of rim material. Then circle the rim with a row of looped braiding. Lots of technique.

Dimensions: 31 1/2" Circumference X 7"H  
Teaching, Material and Prep Fee: \$85  
Weaving levels: Intermediate



**8 W 006 - 8 HOUR**  
**Plaid Button Up**  
Annetta Kraayeveld

Weave a beautiful paper basket with a striking plaid pattern and offset shoulders using hand painted, hand cut paper and diagonal twill weave. Buttons 'dress' it up! Color choices will be available. Students must have diagonal twill experience.

BRING: small packer, toothless micro-clips, sharp side cutters and #22 tapestry needle.

Dimensions: 6"L X 3 1/4"W X 8"H  
Teaching, Material and Prep Fee: \$85  
Weaving levels: Advanced



**8 W 007 - 8 HOUR**  
**Ocean Breeze Piggyback**  
Marilyn Parr

This is the 3rd in the series using the Piggyback handle. It is woven on a wood base that is Amish made and will have spokes glued in and weaver ready for class. The challenge of this basket will be in the shaping. Colors used: denim, granny smith green, hyacinth and teal. New color: black and raspberry. Button embellishments included in kit price.

Dimensions: 18"L X 10"W X 18"H w hdl  
Teaching, Material and Prep Fee: \$125  
Weaving levels: Advanced

Wednesday - 6 hour



**6 W 008 - 6 HOUR**  
**4 Coaster Set**  
Sharon Klusmann

Learn all round reed techniques in this adorable 4 coaster set with holder. Receive a complete pattern design which will include a Josephine Knot, triple twining and fancy borders. Included is this stained wooden stand that can hold up to 5 coasters. Accent color choices available.

Dimensions: 5 1/4" Circumference  
Teaching, Material and Prep Fee: \$55  
Weaving levels: Intermediate  
8



**6 W 009 - 6 HOUR**  
**Tidal Wave**  
Sheri L VanDuy

A wonderful basket completely woven in round reed. Fall in love with twining and triple weave again while adding glass beads to make the "waves". Smaller beads are added to round reed while twining to make a carrier cord. Finish off the top with a unique braid. The entire basket can be stained or dyed once completed.

Dimensions: 5"D X 8"H  
Teaching, Material and Prep Fee: \$50  
Weaving levels: All



# Thursday October 20, 2022



12 hour .....	9:00 am — 4:30 pm
8 hour .....	8:00 am — 5:30 pm
6 hour .....	9:00 am — 4:30 pm
4 hour AM.....	8:00 am — 12:00 pm
4 hour PM.....	1:30 pm — 5:30 pm

Thursday - 8 hour



**8 TH 010 - 8 HOUR**  
**Small Oriole Basket**  
Anne Bowers

This little Oriole Basket is for folks experienced in ribbed basketry. Beginning with a round and an oval hoop, students will weave God's-eyes, sight, whittle and insert primary ribs and begin weaving. Secondary ribs are added, a neat decrease of the weavers is taught, as well as completion of basket. Ribs are dyed, weavers are natural.

BRING: sharpened knife and long, thin awl to class.

Dimensions: 6 1/2"W X 9"H w hdl  
Teaching, Material and Prep Fee: \$55  
Weaving levels: Advanced



**8 TH 011 - 8 HOUR**  
**Vijf**  
Annetta Kraayeveld

Vijf is a paper diagonal twill canister made with 1/8" strips of hand painted watercolor paper. Starts with five-sided base (pentagon) becoming round as the sides are worked. Color choices will be available. **Diagonal twill experience required.**

BRING: small packer, toothless micro-clips, sharp side cutters and #22 tapestry needle.

Dimensions: 2 3/4"D X 3"-4"H  
Teaching, Material and Prep Fee: \$75  
Weaving levels: Advanced



**8 TH 012 - 8 HOUR**  
**Bejeweled Nantucket**  
Kathleen Petronzio

Traditional Nantucket basket with a tape of beads and fun shells. This is a great basket for students to become familiar with the Nantucket technique with a bit of whimsy.

Dimensions: 6"D X 4 1/2"H  
Teaching, Material and Prep Fee: \$70  
Weaving levels: Beginner



Thursday - 8 hour



**8 TH 013 - 8 HOUR**  
**Fit To The Hip Market**  
Marilyn Parr

Unique basket shape that hugs your hip as you carry it close to your body by a newly designed half split handle. Base will be weaver ready for class. Other color choices will be available to pick from. Kit uses smoked and dyed reed, with dyed 1/4" reed used for spoke overlays.

Dimensions: 21"L X 12"W X 18"H w hdl  
Teaching, Material and Prep Fee: \$110  
Weaving levels: Intermediate



**8 TH 014 - 8 HOUR**  
**7" Round Cherry Nantucket**  
Candy Barnes

Students will insert tapered staves in a cherry base and will weave with cane over a class mold. A turned rim will be glued on. Students will have the option to be creative with color accents if desired.

Dimensions: 7"D X 7"H  
Teaching, Material and Prep Fee: \$95  
Weaving levels: Beginner/Intermediate

Thursday - 6 hour



**6 TH 015 - 6 HOUR**  
**Tall Wall**  
Karen Kotecki

This continuous weave body starts with one size of reed and transitions to another. Starting with a small base and weaving to get the gentle flare is the shaping challenge. Learn to create the self-handle from the extra length of the back spokes. Complete the design by X-ing the front and sides with dyed and natural bleached cane.

Dimensions: 5 1/2"W X 13"H w hdl  
Teaching, Material and Prep Fee: \$45  
Weaving levels: Beginner



**6 TH 016 - 6 HOUR**  
**Swirl Utensil**  
Sharon Klusmann

This beautiful swirl design features triple twining using both flat oval and round reed. It begins with an octagon wooden base and has the capacity for holding lots of kitchen utensils. A mold is provided for you in class and can be taken home. Also learn this triple X'd rim using wax linen. Choose from a variety of colors.

Dimensions: 15 3/4"Circumference X 7"H  
Teaching, Material and Prep Fee: \$53  
Weaving levels: Intermediate

**THURSDAY**  
**12:00-1:30 pm**  
**LUNCH AND EXHIBIT**  
**ROOM AWARDS**  
*In Atrium*  
*Sign up with your workshop*  
*payments*  
*Lunch must be prepaid*  
*\$20—no onsite sales*  
*All classrooms and vendors*  
*will be locked during this*  
*time*



**6 TH 017 - 6 HOUR**  
**Haywire**  
Gina Kieft

Starting on a wood base with the spokes inserted and ready to start weaving, learn shaping to fit the form of the handle. Many color choices will be offered for the four rod wale with a step up. (Pictured Burgundy and Walnut) After the basket is complete, holes are drilled through the rim to attach the handle with brass screws. A three step embellishment is woven to create the "haywire" on the side of the basket.

Dimensions: 10"L X 7"W X 6"H w/o hdl  
Teaching, Material and Prep Fee: \$68  
Weaving levels: Intermediate

10"  
9"  
8"  
7"  
6"  
5"  
4"  
3"  
2"  
1"

Visit the Exhibit Room  
Thursday to Saturday  
In the Michigan Room.

Vote for viewer's choice and place your raffle basket tickets here.

Thursday - 4 hour



**4 TH AM 020 - 4 HOUR**  
**Willow View**  
Poppy Hatinger

Good for the first time willow weaver. Willow View is a wreath shaped wall basket. Using a jig for the round shape and 3-rod wale to build depth, the basket is finished with a fold down border.

BRING: old bath size towel and sharp bypass pruners.

Dimensions: 11"D X 2 1/2"H  
Teaching, Material and Prep Fee: \$40  
Weaving levels: Beginner



**6 TH 018 - 6 HOUR**  
**Full Persian Silver Bracelet**  
Char Ciammaichella

The Full Persian pattern is a slinky, dense round chain maille pattern. Many rings are interlocked in each step to create this great looking bracelet. You should have some chain maille experience for this class. This is not a difficult weave, it's just that rings #7 and #8 are tricky. Once you have those rings placed the rest is fun!

BRING: Optional/recommended: 2 pair chain nose pliers, personal lighting, extension cord.

Dimensions: 7"L X 1/4"W  
Teaching, Material and Prep Fee: \$95  
Weaving levels: Intermediate



**4 TH PM 021 - 4 HOUR**  
**The Waste Basket**  
Billy Owens

The Waste basket is made from White Oak trees I select and prepare by hand using homemade tools my Dad made and used. It has a woven Oak Herringbone bottom and an oval top. I will share the process of how I choose, harvest and turn a tree into pliable weaving material. It will be woven over a mold and everyone should leave with a beautiful, finished basket that will last a lifetime.

Dimensions: 10"L X 5"W X 10"H  
Teaching, Material and Prep Fee: \$75  
Weaving levels: All



**6 TH 019 - 6 HOUR**  
**Petite French Baguette Basket**  
Sandra Atkinson

Not only great is this basket for serving breads, but try crackers, cookies and/or jewelry on your dresser. Woven on a oval wood base with 99 black staves, four rod wale, space dyed reed in gold, navy, hunter and wine. With a black rim, this is a stunning basket to use and display.

Dimensions: 21"L X 3 1/2"W X 4"H  
Teaching, Material and Prep Fee: \$75  
Weaving levels: Intermediate



Drop off your donation for those in need beside Registration to be included in the Drawing on Saturday at 7:30pm

# Friday October 21, 2022



12 hour .....	9:00 am — 4:00 pm
8 hour .....	8:30 am — 5:30 pm
6 hour .....	9:00 am — 4:00 pm
4 hour AM .....	8:00 am — 12:00 pm
4 hour PM .....	1:00 pm — 5:00 pm

Friday - 12 hour



Friday - 8 hour



## 12 FS 022 - 12 HOUR

**Tommy the Turtle**  
Char Ciammaichella

Tommy the Turtle will be your own creation! Begin coiling around a stone cabochon. Learning and using several different stitches to establish your shape you will incorporate a wrap stitch to create Tommy the Turtle! Progress on Tommy will depend upon your coiling experience!

BRING: sharp scissors and light if needed.

Dimensions: 10"D X 3"H  
Teaching, Material and Prep Fee: \$145  
Weaving levels: Intermediate



## 8 F 023 - 8 HOUR

**Footed Bowl**  
Annetta Kraayeveld

A footed diagonal twill paper basket!! Weave a blocked herringbone base then the stakes will become the weavers. Learn how to turn corners to create four squared. Color choices available. **Students must have diagonal twill experience.**

BRING: #22 tapestry needle, sharp scissors, toothless micro-clips and small narrow packer.

Dimensions: 6"D X 2 3/4"H  
Teaching, Material and Prep Fee: \$78  
Weaving levels: Advanced

## 8 F 024 - 8 HOUR

**Quadrafoil Medallion**  
JoAnn Kelly Catsos

This stunning piece of art, inspired by the quatrefoil pattern found in antique Shaker baskets, is woven with finely prepared black ash splint. The focal point is the quatrefoil twill and the medallion is finished with a saw tooth rim. This is a small version of the ornament that I wove for the White House Blue Room Christmas Tree in 1999. Prior black ash experience is suggested. Student toolbox provided.

Dimensions: 6"D  
Teaching, Material and Prep Fee: \$145  
Weaving levels: Advanced



10"  
9"  
8"  
7"  
6"  
5"  
4"  
3"  
2"  
1"



**8 F 025 - 8 HOUR**  
**Seasons**  
**Gina Kieft**

Use specially dyed spokes and weavers to create this beautiful twill woven tray. Choose between the colors of Autumn Harvest, Sunset or Winter Blues to weave with. Students will follow a graph to create diamonds in the base that will continue with diamonds up the sides of the tray. Top the tray with a fold and lash rim - NO cutting and tucking.

Dimensions: 10"L X 10"W X 3"H  
Teaching, Material and Prep Fee: \$74  
Weaving levels: Advanced



**8 F 026 - 8 HOUR**  
**John's Arrow Tray**  
**Kathleen Petronzio**

This useful tray has a 10" ash base and is woven using round, flat and flat oval reed. There is a colorful arrow woven around the center. This popular tray is perfect to use on a counter to hold fruit or vegetables.

Dimensions: 14"D X 5"H  
Teaching, Material and Prep Fee: \$75  
Weaving levels: Intermediate

Friday - 6 hour



**6 F 027 - 6 HOUR**  
**Cestino Grande**  
**Bonnie Rideout**

Cestino Grande means, literally, Large Basket in Italian. And large it is! Roomy enough for multiple uses in any room of your home. The accent colors are black and rust. Techniques include weaving a filled base, twining, triple twining with an arrow weave and the use of overlays. Skids are woven on the bottom for extra strength. Pretty round leather braided handles really set this basket off!

Dimensions: 16 3/4"L X 16 1/2"W X 11 1/2"H  
Teaching, Material and Prep Fee: \$85  
Weaving levels: All



**6 F 028 - 6 HOUR**  
**Lita's Tote**  
**Marilyn Parr**

Cute little basket and just the right size for a water bottle and snack or a few weaving tools for class! Base and handles are crafted by local Amish gentlemen. You will be working with split spokes, overlays on spokes and rim, and triple twine.

Dimensions: 9 1/2"L X 6"W X 5"H w/o hdl  
Teaching, Material and Prep Fee: \$62  
Weaving levels: Intermediate



**6 F 029 - 6 HOUR**  
**A Little Bit of Color Nantucket**  
**Candy Barnes**

Students will insert tapered staves in a cherry base and will weave over a class mold. A turned cherry rim will be glued on. Students will have an option to be creative with color accents that will be provided.

Dimensions: 5 1/2"D X 3 1/2"H  
Teaching, Material and Prep Fee: \$70  
Weaving levels: Beginner



**6 F 030 - 6 HOUR**  
**Belly Wall**  
**Karen Kotecki**

This reed wall basket is woven flat on the back, rounded on the sides and flared out at the front to get that belly shape you see on Adirondack-style pack baskets. Mindful weaving and close attention to shaping will ensure your success. Add a shaker tape handle and lash with cord. Decorative lacing with Xs of dyed cane is added.

Dimensions: 7" at the belly L X 7 1/2"H w/o hdl  
Teaching, Material and Prep Fee: \$65  
Weaving levels: Intermediate

Friday - 6 hour



**6 F 031 - 6 HOUR**  
**Infinity Wine**  
Sharon Klusmann

This timeless Wine/2-liter pop carrier is accented with thin chair caning. The majority of the basket is S/S weaving with a woven divider down the center to keep the bottles from touching. Learn this Infinity cross over center design overlaying the purple and hunter reed, the caned cross over handle and caned rim with God's-eyes at each handle.

Dimensions: 12"L X 5 1/2"W X 14"H w hdl  
Teaching, Material and Prep Fee: \$58  
Weaving levels: Intermediate



**6 F 032 - 6 HOUR**  
**The Small Williamsburg**  
Billy Owens

This basket is made from White Oak trees I select and prepare by hand using homemade tools my Dad made and used. It has a square woven Oak Herringbone bottom, a round top and a solid Oak handle. I will share the process of how I choose, harvest and turn a tree into pliable weaving material. It will be woven over a mold and everyone should leave with a beautiful, finished basket that will last a lifetime.

Dimensions: 8"L X 8"W X 8 1/2"H w/o hdl  
Teaching, Material and Prep Fee: \$85  
Weaving levels: All


Friday - 4 hour



**4 F AM 033 - 4 HOUR**  
**Kingston Bar Stool**  
Steve Atkinson

Woven bar stool is perfect height for kitchen counter or high table. Woven with shaker and/or nylon webbing. Allows the student to have a large selection of color combinations. Seat includes foam padding for comfort. Students have choice of pattern- either 2x2 twill or checkerboard pattern.

Dimensions: 17"L X 17"W X 27"H  
Teaching, Material and Prep Fee: \$93  
Weaving levels: All



**4 F AM 034 - 4 HOUR**  
**Tapestry Necklace**  
Anne Bowers

A charming little necklace for you to wear. This little basket is made over a form using ash spokes, woven with cane, waxed linen and chenille yarn. Metallic thread gives a nice little pop of color that mixes in with student's woven landscape.

BRING: shears that will cut thread and a small thin awl.

Dimensions: 1 1/2"W X 2 1/2"H w/o hdl  
Teaching, Material and Prep Fee: \$40  
Weaving levels: All



**4 F PM 035 - 4 HOUR**  
**Home Room Bench**  
Steve Atkinson

This bench is made to fit any room in your house. In class, students choose from a great color selection of Shaker tape and/or nylon webbing. Learn two weaves on the bench, one on top and one under the seat. Feature of the bench is center support, completely hidden in the weaving process. The pine bench comes stained/varnished and ready to weave. NOT TO BE USED AS A STEP STOOL.

Dimensions: 32 1/4"L X 15 1/4"W X 17 1/2"H  
Teaching, Material and Prep Fee: \$85  
Weaving levels: All

MARKETPLACE

FRIDAY  
8:30—9:30 PM

CHECK  
IT OUT!

Ballrooms

# Saturday October 22, 2022



12 hour.....	9:00 am — 4:00 pm
8 hour.....	8:30 am — 5:30 pm
6 hour.....	9:00 am — 4:00 pm
4 hour AM.....	8:00 am — 12:00 pm
4 hour PM.....	1:00 pm — 5:00 pm

Saturday - 8 hour



**8 S 036 - 8 HOUR**  
**Flat Top Basket**  
Sharon J McElroy

This is the middle basket of a trio set. You will be creating this sturdy basket by using double spokes. The basket is not double walled. The 8" x 12" rectangle oak hoop makes for a heavy-duty rim and strong handles. Techniques include filled base, weaving with double spokes, triple twining with a step-up, keeping shape consistent and wrapped handle area.

BRING: 2 spoke weights.

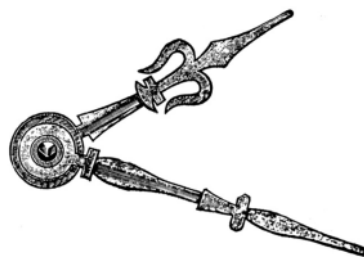
Dimensions: 13"L X 9 1/2"W X 12"H  
Teaching, Material and Prep Fee: \$68  
Weaving levels: Intermediate



**8 S 037 - 8 HOUR**  
**Nantucket Wine Cooler**  
Candy Barnes

Students will insert tapered staves into a cherry or black walnut base and weave over a double wall stainless steel wine cooler. A turned rim will be glued on. Students will have an option to be creative with accent colors.

Dimensions: 4 1/2"D X 9 1/2"H  
Teaching, Material and Prep Fee: \$95  
Weaving levels: Beginner/Intermediate



**8 S 038 - 8 HOUR**  
**Tic Tac Toe**  
Annetta Kraayeveld

A lovely tray for display or serving. Twill base, stacked rim sides, woven with dyed and natural Hamburg cane and reed. Students will choose to weave one of two different twill base patterns in class and one of three different sizes. Color choices available in class. Students **MUST** have twill experience.

BRING: spoke weight, small packer and #20 tapestry needle.

Dimensions: 8 1/2"- 10"L X 8 1/2" - 10"W X 2"H  
Teaching, Material and Prep Fee: \$108  
Weaving levels: Advanced

Saturday - 8 hour



**8 S 039 - 8 HOUR**  
**The Small Market**  
Billy Owens

The Small Market is a perennial favorite, traditional Ozark rectangle basket. Made with White Oak trees I select and prepare by hand using homemade tools my Dad made and used. It has a woven Oak Herringbone bottom and a solid Oak handle. I will share the process of how I choose, harvest and turn a tree into pliable weaving material. It will be woven over a mold and everyone should leave with a beautiful, finished basket that will last a lifetime.

Dimensions: 15"L X 9"W X 8 1/2"H w/o hdl  
Teaching, Material and Prep Fee: \$95  
Weaving levels: All



**8 S 040 - 8 HOUR**  
**Diamond Lady**  
Sharon Klusmann

This classy, practical basket with "Bling" embellishment (included) begins with a handle inserted into an oval wooden base. Learn this diamond design using start/stop rows, how to lace a round reed rim filler using waxed linen above the rim and this fun wrapped handle design. Color choices are teal or black with matching "Bling" embellishment.

Dimensions: 11"L X 9 1/2"W X 13 1/2"H w hdl  
Teaching, Material and Prep Fee: \$88  
Weaving levels: Intermediate

Saturday - 6 hour



**6 S 041 - 6 HOUR**  
**Lavender Wands Door Basket**  
Anne Bowers

This lovely basket is a fun one to weave. Featuring a pocket shape, students will twine, twill weave and add rows of color to create a sturdy basket. Rim features a purple overlay and rim filler, lashed with waxed linen. Students will braid a hanging cord for back of basket. Front is embellished with tie-on lavender accents.

Dimensions: 10"W X 13"H w hdl  
Teaching, Material and Prep Fee: \$60  
Weaving levels: Intermediate



**6 S 042 - 6 HOUR**  
**Diamond Bowl**  
JoAnn Kelly Catsos

This charming low cathead bowl is woven out of natural and stained black ash splint over a wooden mold. It boasts a diamond design in the base, twilled sides and lashed hardwood rim. Pattern includes directions for **Black Diamonds** and **Diamond Reflections**. Student tool box provided.

Dimensions: 4 1/2"D X 1 3/4"H  
Teaching, Material and Prep Fee: \$95  
Weaving levels: Intermediate



**6 S 043 - 6 HOUR**  
**Pony Express Mail Pouch**  
Sandra Atkinson

Designed to hang on a wall or stairway banister. The filled in base is worked around leather handle which also weaves up the sides of the basket. The handle has an ivory ring as an accent. Eagle embellishments are subject to change.

Dimensions: 12"L X 5 1/4"W X 9 1/2"H w/o hdl  
Teaching, Material and Prep Fee: \$65  
Weaving levels: Intermediate



**6 S 044 - 6 HOUR**  
**Whirlpool**  
Gina Kieft

Woven in round reed, this beautiful bowl will look great hanging on your wall or adorning your table. Many color options will be available to choose from to make the swirl design in the base of the basket. Several class sample baskets will be available to show color options. Learn rand weave, four rod wale, triple twine and a simple braided border.

Dimensions: 9"D X 3"H  
Teaching, Material and Prep Fee: \$42  
Weaving levels: Intermediate



10"  
9"  
8"  
7"  
6"  
5"  
4"  
3"  
2"  
1"



**6 S 045 - 6 HOUR**  
**Daisy Mae**  
**Marilyn Parr**

Basket begins on a square base and ends up round at the top. The unique "split" handles are lashed on with the rim. Colors used: granny smith green, turquoise, natural and embellished with a bright pink wooden daisy (included). Base will be weaver ready with spokes glued in for class.

Dimensions: 7"L X 7"W X 19"H w hdl  
Teaching, Material and Prep Fee: \$76  
Weaving levels: Intermediate

Saturday - 4 hour



**4 S AM 046 - 4 HOUR**  
**Japanese Pin Cup**  
**Kathleen Petronzio**

A Japanese Pin Cup is iron and contains a flower frog used for flower arranging. This basket is woven around the Pin Cup using a round base, Hamburg cane as a weaver, a navy blue rim and lashed with waxed linen.

Dimensions: 3"D X 3"H  
Teaching, Material and Prep Fee: \$65  
Weaving levels: Beginner



**4 S PM 047 - 4 HOUR**  
**Merry**  
**Bonnie Rideout**

Merry starts on a woven, filled base. Techniques include start/stop weaving, twining, triple twining with a step-up. Leather handles and a pretty holiday embellishment complete this basket. The floral and embellishment may vary due to availability.

Dimensions: 13"L X 9 1/4"W X 7 3/4"H w/o hdl  
Teaching, Material and Prep Fee: \$55  
Weaving levels: All

## Special Event

**Saturday, 1:00-4:00pm Kids Weaving, located in the Meeting Rooms**

This program is geared to kids age 10-17. They will make a basic beginner basket with a few different options so that each basket will be unique. All materials and tools will be provided. Afterwards, the kids can see the Exhibit Room and have a look at the convention classes. The class will be limited to 12 students and cost \$5. Contact Kathy McMinn at [Kathy@thebasketsampler.com](mailto:Kathy@thebasketsampler.com) for more information.



**Saturday Night In  
Grand River Ballroom**

**7:30-8:00 PM**  
**RAFFLE WINNERS**  
**VIEWERS' CHOICE**  
**ANNOUNCEMENTS**

**8:00-9:00 PM**  
**ANNUAL MEETING**

# Sunday October 23, 2022



4 hour AM..... 8:00 am — 12:00 pm



#### 4 U 048 - 4 HOUR

#### Wheat Weaving Ornaments

JoAnn Kelly Catsos

Learn traditional wheat weaving techniques, such as the hair braid and compass plait, and how to make wheat straw roses. Then using your new skills, create at least 3 projects with this eye-catching black bearded wheat. These are perfect for holiday decorations or on a gift instead of a bow. A student tool box will be provided.

Dimensions: approx. 6"

Teaching, Material and Prep Fee: \$60

Weaving levels: All



#### 4 U 049 - 4 HOUR

#### Coastal Fibonacci

Sheri L VanDuyn

Do the math and you will be weaving the Fibonacci spiral weave! This fun and fast weave is done here starting with a hard wood base and woven over an apothecary jar which serves as your mold. Dyed cane for your spokes and black cane for your weavers are accented with a scrimshaw resin sea turtle.

Dimensions: 3 1/4"D X 5 1/4"H

Teaching, Material and Prep Fee: \$50

Weaving levels: All



#### 4 U 050 - 4 HOUR

#### Jingle All The Way


Anne Bowers

Welcome the holiday season with this cute little basket! Students begin by inserting spokes in a wood base and weave a twill pattern so that the basket sides round up. Pieces of round reed are inserted into the weaving at top to create a scallop effect with jingle bells attached. Rim is added with a dyed rim filler - rim is lashed with waxed linen. A keepsake for many years to come!

Dimensions: 7"D X 6"H

Teaching, Material and Prep Fee: \$65

Weaving levels: Intermediate



Good stuff to bid on at The Silent Auction in the Petoskey Room on Thursday and Saturday.

10"



**4 U 051 - 4 HOUR**  
**Double Vision**  
**Gina Kieft**


Starting with your choice in Space Dyed reed for spokes, lash the first part of the base together with a God's-eye using Hamburg cane. Add the final spokes and lash creating a second braided God's-eye. Learn triple twine with a step up, over/under weave up the sides and top the basket with a simple braided border. Many color choices will be offered.

Dimensions: 7"D X 2 1/2"H  
Teaching, Material and Prep Fee: \$42  
Weaving levels: Intermediate

7"

6"

5"



**4 U 054 - 4 HOUR**  
**Bagel Basket**  
**Bonnie Rideout**

This basket was first designed in 2009. I decided to make some updates and bring it back. It is a great size to use for anything! It would look great on top of your fridge, dryer, coffee table, etc. Techniques include setting up a woven, filled base, twining, triple twining with an arrow, the use of leather handles and an overlay. Beads and copper wire are the accent on this basket. Students will have a choice of beads and design their own during class.

Dimensions: 19 1/4"L X 12"W X 3 3/4"H w/o hdl  
Teaching, Material and Prep Fee: \$50  
Weaving levels: All

4"

3"

2"

1"



**4 U 052 - 4 HOUR**  
**5" Planter with Stand**  
**Marilyn Parr**

Your plants will love you for weaving them this cute basket. The pot is included in the kit, along with the Amish crafted stand made from walnut and maple. Base will be weaver ready for class. Students can choose their color of round reed and either a black or white pot. Shaping will be the biggest challenge so that pot will fit basket and basket will fit base.

Dimensions: 6"D X 7"H with stand  
Teaching, Material and Prep Fee: \$60  
Weaving levels: Beginner



**4 U 055 - 4 HOUR**  
**Swirls**  
**Sharon Klusmann**

This small oval basket has an oblong wooden base and laced with a Triple X in waxed linen. You can choose from a variety of colors. Master this swirl pattern of triple twining using both flat oval reed and round reed. Such a practical basket for your desk area or to hold salt & pepper shakers or recipe cards to complement my Swirl Utensil.

Dimensions: 5 3/4"L X 3 3/4"W X 4"H  
Teaching, Material and Prep Fee: \$53  
Weaving levels: Intermediate



**4 U 053 - 4 HOUR**  
**Tea Box**  
**Annetta Kraayeveld**

A wonderful introduction to weaving with painted paper. Woven with start stop rows woven over a form to aid shaping, then a simple woven embellishment completes the basket. Teacher will provide a wide choice of paper (painted and precut).

BRING: sharp scissors, toothless alligator clips, small bent packer and #22 tapestry needle.

Dimensions: 4 1/2"L X 2 3/4"W X 1 3/4"H  
Teaching, Material and Prep Fee: \$45  
Weaving levels: All

*Come to  
Public Day*

*Friday  
10:00 am—5:00 pm*

*Saturday  
10:00 am—6:00 pm*


*Shop at vendors and  
Visit the Exhibit Room*

*You are welcome to walk  
quietly through the classrooms.*

# Why Come to Convention



- ◆ A chance to win the honor of wearing the Ely-Norton necklace for a year
- ◆ Learn new basket weaving techniques
- ◆ Meet up with old friends and make new ones
- ◆ See exceptional baskets in the Exhibit Room
- ◆ Bid on Silent Auction items
- ◆ See the awards given at Thursday's luncheon
- ◆ Enter to win a raffle basket
- ◆ Vote for the next year's board members during the Annual Meeting
- ◆ Buy basket related items at vendors and Marketplace, no shipping required
- ◆ A chance to get away from the everyday and relax
- ◆ Enjoy the Grand Rapids area. Check out [experiencegr.com](http://experiencegr.com) for more information.



# What to Bring to Convention

- ◆ Your basic weaving supplies (water bucket, pencil, basket scissors, packing tool, clothes pins, knife or shaving tool, spoke weight, band aids)
- ◆ Any special items listed in the class description's "BRING" section
- ◆ A good attitude and patience (remember there are 11 other students that have questions, too)
- ◆ Your cellphone on silent
- ◆ Items for the Silent Auction and your donations for those in need
- ◆ A basket to enter in the Exhibit Room
- ◆ And a few don'ts: please refrain from perfume as many people have sensitivities and remember that this is a no smoking event