

Skill Levels for Weavers

Please evaluate your skill level not only for your total weaving experience, but also for your experience in the techniques offered in the class you are considering. For example, if you are an advanced weaver in naturals but have never woven with round reed, you are a beginning weaver in a round reed class.

Beginner Weavers are becoming proficient in basic weaving techniques including over/under weaving, start/stop weaving, twining and rim lashing. They are learning to control shape. They will be introduced to new pattern weaves such as twill, different twining methods, and rim and handle finish variations. If you are taking a class in a material you have never used, you are a beginner in that class.

Intermediate Weavers are gaining proficiency in weaving techniques. They have no trouble setting up bases, twining, over/under weaves and rims using the materials offered for a class.

Advanced Weavers are proficient or have mastered weaving techniques. They are ready to take on more challenging projects. Teachers depend on students to have achieved this skill level to attend their class. Basic skills are not reviewed due to time constraints.

Code Explanation

Basket Dimension Abbreviations

L = Length
W = Width
H = Height
C = Circumference
D = Diameter

w hdl = With Handle
wo hdl = Without Handle

Class Code Abbreviations

W = Wednesday
Th = Thursday
F = Friday
S = Saturday
U = Sunday

AM = Morning
PM = Afternoon

Class Numbers 001–049

Teacher Class Listing

Susan Baxter	9, 12, 16, 18
Anne Bowers	10, 13, 16, 19
Annie Brock-Goff	14
JoAnn Kelly Catsos	7, 14, 17
Char Ciammaichella	7, 10, 13, 17
Jelena Clay	8, 10, 14, 17 (2), 19
Poppy Hatinger	17, 19
Pamela Hermann	8, 9, 14, 16
Gina Kieft	8, 9, 13, 16,
Annetta Kraayeveld	7, 10, 12, 15, 18
Marilyn Parr	10, 13, 16, 19
Mary Price	8, 11, 13, 15, 19
Bonnie Rideout	8, 11, 12, 15, 18
Sheri L VanDuyn	14

Teacher Bios can be found on the AMB website

Convention Schedule

REGISTRATION / Great Lakes Hall

(NOTE: You MUST register before attending any classes)

Tuesday	5:30pm - 7:30pm
Wednesday	7:30am - 9:00am, 12:00pm - 1:30pm on call, 6:00pm - 7:00pm
Thursday	7:30am - 9:00am, 11:00am - 1:30pm on call, 4:00pm - 6:00pm, 6:00pm - 8:00pm on call
Friday	7:30am - 9:00am, 12:00pm - 1:00pm on call, 5:00pm - 7:00pm on call
Saturday	7:30am - 9:00am on call, 12:00pm - 1:00pm on call

EXTRA CLASS SALES / Near Registration - all on call

MERCHANDISE PICK UP /Great Lakes Hall

Tuesday	5:30pm - 7:30pm
Wednesday	7:30am - 9:00am, 12:00pm - 1:30pm on call, 6:00pm - 7:00pm
Thursday	7:30am - 8:30am on call, 11:00am - 1:30pm on call, 4:00pm - 8:00pm on call
Friday	7:30am - 8:30am on call, 12:00pm - 1:00pm on call, 5:00pm - 7:00pm on call
Saturday	7:30am - 8:30am on call

VENDORS / Lake Huron Convention Hall A & B

Tuesday	4:00pm - 9:00pm optional setup only
Wednesday	8:00am - 9:00pm setup, 10:00am - 6:00pm optional vending
Thursday	10:00am - 6:00pm open (locked during luncheon 12:00pm - 1:30pm)
Friday	10:00am - 5:00pm public day, 8:30pm - 9:30pm open during marketplace
Saturday	10:00am - 6:00pm public day, 6:00pm - 11:00pm move out
Sunday	until 12:00pm move out

PUBLIC DAYS / Vendors and Exhibit Room

Friday	10:00am - 5:00pm
Saturday	10:00am - 6:00pm

EXHIBIT ROOM / Riverview

Wednesday	3:30pm - 5:30pm drop off, 6:30pm jurying starts
Thursday	5:00pm - 7:30pm. Can drop off sharing baskets during this time also.
Friday	10:00am - 5:00pm public day, 7:30pm - 8:30pm
Saturday	10:00am - 6:00pm public day, following annual meeting pick up

MARKETPLACE / Lake Huron Convention Hall A & B

Friday	7:30pm - 8:30pm setup, 8:30pm - 9:30pm open
--------	---

INFORMATION TABLE / Great Lakes Hall

Tuesday - Sunday

PROGRAMS / Grand Ballroom

Wednesday	Sheri Haag, River Cane Baskets
Thursday	Annetta Kraayeveld & Anne Bowers, 2023 and 2026 World Wicker Weaving Festival

Convention Schedule

OPEN WEAVE / Great Lakes Hall

Open at all times during Convention

LUNCHEON AND EXHIBIT ROOM AWARDS / Grand Ballrooms

Thursday 12:00pm - 1:30pm

All Classrooms and Vendors will be locked during this time

RAFFLE WINNERS AND VIEWER'S CHOICE AWARDS / Grand Ballrooms

Saturday 7:30pm - 8:00pm

ANNUAL MEETING AND ELECTION OF OFFICERS / Grand Ballrooms

Saturday 8:00pm - 9:00pm (after awards)

SILENT AUCTION / St. Clair River

Tuesday 7:00pm - 8:00pm drop off

Wednesday 7:00pm - 8:00pm drop off

Thursday 8:00am - 11:00am auction1 take bids

1:30pm - 6:00pm auction1 take bids

Friday 5:30pm - 6:30pm drop off

7:00pm - 8:00pm auction1 pickup

Saturday 8:00am - 3:00pm auction2 take bids

6:00pm - 7:00pm auction2 pickup

COMMUNITY PROJECT COLLECTION / Great Lakes Hall

Tuesday - Sunday for Blue Water Safe Horizons

CLASS HOURS / Lake Huron Convention Hall A & B

12 Hours 9:00am - 4:00pm, except Thursday 9:00am - 4:30pm

8 Hours 8:30am - 5:30pm, except Thursday 8:00am - 5:30pm

6 Hours 9:00am - 4:00pm, except Thursday 9:00am - 4:30pm

4 Hours AM 8:00am - 12:00pm

4 Hours PM 1:00pm - 5:00pm, except Thursday 1:30pm - 5:30pm

Registration Information

Policies

- The AMB Convention is for ADULTS only (18 or older).
- You must be an AMB Member to attend Convention.
- All members of the AMB as of January 31 will receive the first mailing of the Convention Selection Brochure including the registration form.
- Subsequent mailings will be charged a prepaid mailing fee of \$5.00.
- Registration for Convention does not guarantee placement in requested classes.
- Please note the cancellation policy.

Registration Form

- Be sure to make a copy of the completed registration form for your own records.
- Payment must be enclosed when returning the registration form.
- Failure to follow all instructions may result in your registration being returned or delayed.
- The registration form must be signed and dated.

Convention Fee

- The registration fee for Convention is \$75.
- Registration includes unlimited class hours, functions and activities. However, if requesting more than 24 hours of classes, for computer scheduling purposes, you must check the box on the registration form. No extra fees for more than 24 hours will be applied.
- Registration does not include class material/teaching fees or lunch.
- If there are available classes, you may be assigned additional classes, if requested on your registration form.
- Material/Teaching fees are due upon notification of class assignments.

Deadlines

- Registration forms postmarked before or on June 15 will be treated as "first day" registrations.
- Classes will be filled by random computer selection from these forms.
- Forms postmarked after June 15 will be assigned space, if available, according to the postmark date.
- After June 15, a \$10 late fee will be required in addition to the registration fee.

Class Choices

- Enter the correct and complete class code when filling out the form. Classes are assigned according to these codes. Write clearly and legibly.
- Listing your class choices by preference is a better way for the computer to assign classes than listing them by day.
- List one choice in each box.

- Listing only one class does not guarantee your placement in that class.
- Only list choices for the days you are planning to attend Convention. If you are arriving Thursday, do not list any Wednesday classes!
- Do not list any classes that you are unwilling to take.
- Once you are confirmed in a class, you may not switch it for another class. There are no exceptions.
- Do not send class material fees until you receive class confirmations.
- A late fee of \$10 per class will be charged if fees are not received by the date indicated on the notification letter.
- Do not worry about class times; the computer will not schedule two classes for you at the same time.

Cancellations

- A PROCESSING FEE OF \$25 WILL BE DEDUCTED FROM REGISTRATION FUNDS.
- No registration refunds will be issued after September 5, 2025.
- After September 5, class material fee refunds will be at the discretion of the teacher.
- Cancellations for the entire convention MUST be in writing and sent to:
Sue Hanna
1112 E. Mosel Ave.
Kalamazoo, MI 48004
amblaptop1@gmail.com
- Cancellations for a specific workshop MUST be in writing and sent to:
Sue Hanna
1112 E. Mosel Ave.
Kalamazoo, MI 48004
amblaptop1@gmail.com

- If there is a waiting list, those wishing to cancel after September 5 will be given the name of the next person on the list and may sell their entire package to that person.
- As long as classes are available, the cancellation fee will be withheld.
- Material fee checks will be held until Convention.

Hotel Forms

- Hotel reservation forms and amenity information will be mailed with the class confirmation letters.
- Room cost is \$139 for single or double occupancy (up to 4 per two bed room), plus taxes.
- Reservations made between now and September 13 will receive the discounted rate.
- Please include the names of everyone in your room and ensure that only ONE person makes the reservation.

Exhibit Room Information

Purpose

- The AMB Exhibit Room is designed to perpetuate the art of basketry, to stimulate interest and knowledge in all phases of basketry, and to promote public enthusiasm for its value in the community.
- The AMB Exhibit Room is open to convention attendees and the public during all posted hours.
- AMB membership renewals and raffle tickets are also available.

Exhibits

The Exhibit Room is divided into the following sections:

- Raffle exhibit.
- Sharing exhibit area is available to display any basket woven by a member or from their private collection.
- Juried exhibit for baskets to be critiqued by AMB Board approved jurors.
- Special exhibit area: Michigan State Museum Collection, Convention Coordinators, Viewer's Choice Winners and your "Weaving Fever" basket.

Juried Exhibit

- ONLY members who are current by August 31st can submit to the juried area.
- Baskets must be woven by the exhibitor. Originality is encouraged, but not required.
- Entries are critiqued on quality and choice of materials, workmanship, originality/interpretation and overall visual impact.
- Entries to the juried exhibit are divided into two groups: Teacher / Professional (someone who has taught at any AMB Convention or derives a significant amount of their income from basket making activities) and General Member.
- Each participant may enter only one basket per category, and no participant may win in more than two juried categories. Baskets must be the work of the submitter.
- Each entry will receive a comment sheet from the jurors.
- Only the jurors, clerks, Exhibit Room chairpersons, and Convention Coordinators may be present during jurying.
- Jurors may, at their discretion, select a winner from each group (Teacher/Professional and General Member) per category.
- Entries for each group and category are juried separately.
- The award monies will be paid by the AMB General Fund.
- In the event of a tie in a group or category, prize money will be split equally between the winners.
- If awarded, the New Weaver winner will receive \$25.
- All other category winners will receive \$50.
- Jurors may award up to two Exceptional Merit awards at their discretion. Each winner will receive \$25.

Juried Categories

Baskets may be submitted for jurying in the following categories:

- Reed—majority of basket is made with commercial reed
- Wood—made of any type of wood
- Coiled—made by winding a series of coils on top of each other and stitching/wrapping these coils together as the basket is built up
- Naturals—made from naturally gathered materials
- Art Piece—unique sculptural design of any style and material
- Miniature—measurements less than 2" x 2" x 2", including a handle
- Nantucket Style—woven over a mold with a wooden base
- Cord—made entirely of cord (embellishments excepted), any size cord, any fiber, waxed or not
- Miscellaneous Materials—any fibrous or pliable material
- New Weaver—someone weaving two years or less

Viewer's Choice

- AMB members who visit the Exhibit Room may vote for the Viewer's Choice Awards from juried exhibit entries.
- The entry with the most ballots cast will be the winner. The entry will be presented with the "Fred Ely Award," a gold miniature Nantucket basket necklace.
- The entry with the most ballots cast from the other group (Teacher / Professional or General Member) will be the second Viewer's Choice winner, presented with the second "Fred Ely Award," a gold bell necklace.
- In case of a tie, a random drawing will decide the winner.
- The basket and gold bell necklaces are traveling awards and will stay in the winners' possession until the next AMB Convention. These awards must remain in the U.S. at all times.

Basket Drop-off

Baskets for the juried competition must be delivered to the AMB Exhibit Room on Wednesday 3:30pm - 5:30pm or contact Marlene or Annie for special arrangements.

Baskets for the special exhibits can be dropped off during the Wednesday time or on Thursday 5:00pm - 7:30pm.

Contact

Questions regarding the AMB Exhibit Room should be directed to:

Marlene Cosgrove

517-388-1315 or cosgrovemarlene@att.net

Annie Brock-Goff

517-614-2655 or stormybabe11@gmail.com

Logo Artist

Rod has a fine arts degree from Michigan State University. He is a wildlife artist. His work has been featured on Michigan's duck and trout stamps. He has written and co-authored several books on wildlife drawing and painting. He is a Signature Member of the Society of Animal Artists.



Public Day

Friday 10:00am - 5:00pm
Saturday 10:00am - 6:00pm

Shop the Vendors and visit the Exhibit Room

You are welcome to walk quietly through the classrooms



Wednesday October 15, 2025

12 hour	9:00 am - 4:00 pm	4 hour AM	8:00 am - 12:00 pm
8 hour	8:30 am - 5:30 pm	4 hour PM	1:00 pm - 5:00 pm
6 hour	9:00 am - 4:00 pm		



12WTh001 **Small Quadrafoil Sewing Basket** **JoAnn Kelly Catsos**

6 1/2" D X 4 1/2" H
Teaching and Material Fee: \$200
Weaving Level: Advanced

This basket was inspired by antique Shaker work. The quadrafoil pattern on the lid and the cathead shape of the bottom embodies classic Shaker style. Woven of finely prepared black ash splint over two different molds, this useful basket is completed with lashed hardwood rims. Quadrafoil twill and black ash experience required. Student toolbox is provided.

8W002 **Plaid Paper Bag** **Annetta Kraayeveld**

10 1/2" L X 5" W X 6 3/4" H
Teaching and Material Fee: \$130
Weaving Level: Intermediate

A diagonal twill tote made with washable paper. Class instruction includes rectangular diagonal twill base construction in three colors, turning corners, lashed layered rim & adding an artist spun linen cord handle. Diagonal twill experience required. Multiple colors available. Bring a small packer, toothless micro-clips, bobby pins, #20 tapestry needle, straight edge, a flexible tape measure & sharp scissors.



8W003 **Fun With Beads** **Char Ciammaichella**

2" H X 8" D
Teaching and Material Fee: \$103
Weaving Level: All

Begin coiling around an irregular cabochon of your choice. Wrap a row, add decorative stitches using a variety of colored waxed linen, and play with a variety of stone, seed or matuba beads. Beads are used for inside decorations or between the rows. Beads can be used to shape the rows so that they undulate around the edges giving an awesome shape! Some coiling experience is helpful. You will not finish in class but will get complete instructions to finish. An Ott light may be helpful. Bring a small sharp pair of scissors.

Attend a program 7:00pm - 8:00pm

Wednesday Sheri Haag will talk about River Cane Baskets

Thursday Annetta Kraayeveld & Anne Bowers will talk about the
2023 and 2026 World Wicker Weaving Festival



8W004

Abalone and Cedar

Pamela Hermann

5 1/2"-7" L X 4 1/2"-5 1/2" W
X 1 3/4"-2 1/2" H

Teaching and Material Fee: \$95

Weaving Level: Intermediate

Students will learn traditional Haida weave techniques and designs using finely, hand prepared Alaskan yellow and western red cedar from Thorne Bay, Alaska. Beautiful large abalone specimens are included. You will learn a square to round start, adding warp (spokes) and a sweet border at the top! A large selection of beads is available to add an extra sparkle to your treasure! Twining experience is a MUST. Waxed linen twining experience is a great base to learn from. Harvest and preparation will be discussed.

6W005

Tournesol Tote

Bonnie Rideout

10 1/2" L X 7 1/2" W X 8" H

Teaching and Material Fee: \$85

Weaving Level: All

The Tournesol Tote starts by inserting spokes into a slotted, wood base. Techniques include setting up a wood base, twining, start/stop weaving, start/stop twill weaving and SHAPING! Shaping is really emphasized in this class. The accent colors are rust, chocolate brown, golden brown, and smoked. Pretty chocolate brown braided handles are attached using D-rings. A pretty sunflower adorns the front of the basket. Bring Insta-Cure glue to class to secure the spokes.



6W006

Sea Glass

Mary Price

13" L X 5" W X 4" H

Teaching and Material Fee: \$50

Weaving Level: All

This basket starts with inserting natural spokes into a racetrack wood base. Techniques include traditional weaving methods, triple twine, continuous cross stitch weave and finished with a single lashed rim.

6W007

Aspens in the Fall

Gina Kieft

9" L X 9" W X 5" H

Teaching and Material Fee: \$70

Weaving Level: Intermediate

Using Aspen Space Dyed reed (tan, peach and rust brown) weave a simple twill base to start this fun fall basket. Learn a continuous twill up the sides of the basket while working on shaping and weaving tension. Finish the weaving with a double knotted rim. A pair of leather leaves are added as an embellishment. Spoke weight and small packing tool are helpful.



4WPM008

Palm Baskets

Jelena Clay

8" L X 8" W X 12" H

Teaching and Material Fee: \$75

Weaving Level: Beginner

Students will learn to make palm baskets with my folding technique. It's a fun class and no two baskets will be the same. We will embellish the tops with philodendron and I will teach everyone to make my signature philodendron rose for the top. Other embellishments such as maka hipa seeds, kukui nuts and jacaranda seeds will be available as well to add interest.

Thursday October 16, 2025

12 hour	9:00 am - 4:30 pm	4 hour AM	8:00 am - 12:00 pm
8 hour	8:00 am - 5:30 pm	4 hour PM	1:30 pm - 5:30 pm
6 hour	9:00 am - 4:30 pm		



8Th009
Veleria
Susan Baxter

8 1/4" D X 4 1/4" H
Teaching and Material Fee: \$85
Weaving Level: Intermediate

Veleria combines the beauty of round reed weaving with a slotted acrylic bloom base. Twining will be used to secure the spokes and a simple combination of 3-rod wale and twining will complete the sides. The real excitement begins as the spokes are worked to create not only a loop border, but also side interest and a bottom footer. Twining the spokes in place requires the ability to stand for approximately one hour.

8Th010
Swing Your Partner
Gina Kieft

10 1/2" L X 10 1/2" W X 7 1/2" H
Teaching and Material Fee: \$84
Weaving Level: Intermediate

Start this useful basket with an open weave base. Weave stop/start rows to create a beautiful spiral up the sides of the basket. The side weaving is woven with Space Dyed reed - many color options will be available to choose from. Top the basket with a simple rim with an extra splash of color, and a New England swing handle for easy carrying. Spoke weight and packing tool will be helpful.



8Th011
Cross Culture Cedar
Pamela Hermann



6" L X 4 1/2" W X 4" H
Teaching and Material Fee: \$105
Weaving Level: Intermediate

Experience the joy of weaving with hand harvested and prepared Western red and Alaskan yellow cedar barks gathered by the instructor in Thorne Bay, Alaska. With this basket you will learn traditional Haida techniques for preparation and weaving with cedar. Add on Tortoise shell cane from Asia in a choice of colors with a cross stitch weave pattern using your choice of waxed linen color too! You will end up with a beautiful work of art which you may accent with a few beads.

Attend the luncheon and see the Exhibit Room Winners

Thursday 12:00pm-1:30pm

Sign up with your class payments as there will be no on-site sales. Classrooms and Vendors will be locked during this time.



6Th012

Twisted Boxes

Annetta Kraayeveld

Small box 2"; medium box 2 1/2";
large box 3 3/8"

Teaching and Material Fee: \$110

Weaving Level: Intermediate

Three simply elegant boxes; more challenging than expected and so much fun! Woven with painted paper, students will weave a simple plaited base, weave up the sides, then twist and weave the box shut. Students will complete one basket in class, start a second and go home with materials to weave the third. Multiple colors available. Bring a small packer, toothless micro-clips, a flexible tape measure and sharp scissors.

6Th013

Philly Cat

Anne Bowers

9 1/2" W X 6 1/2" H

Teaching and Material Fee: \$75

Weaving Level: Intermediate

If Cat's Head bases have flummoxed you, this is the class you need! Students will learn how to weave a square base with an overlay, weave the sides so the corners are pointed, beginning at that first row, shape the sides into a globe and rim the basket. Rim is lashed with waxed linen and features a beautiful philodendron sheath (or two), that will be shaped to the sides of the basket.



6Th014

TP Supply Tower

Marilyn Parr

8" D X 15" H (23" H w/ handle)

Teaching and Material Fee: \$78

Weaving Level: Intermediate

Woven on a round wood base that will be weaver-ready for class. Basket holds 4 rolls of toilet paper and does not take up much floor space. We will work on shaping and applying whirls. It is not woven on a mold but I have come up with a way to help you keep your shape as you weave and have started using it in some of my other new baskets! Colors available - Peacock/Grey; Light/Dark Blue; Light/Dark Green; or Black/Grey.

6Th015

Basket Weave Bracelet

Char Ciammaichella

7" L X 1/2" W

Teaching and Material Fee: \$115

Weaving Level: Advanced

Many sterling silver jump rings are connected in a very specific pattern to make this great looking bracelet. You must have chainmaille experience to be able to create the piece. You will need 2 pairs of chain nose jewelry pliers and a light. I will have some to use during class.



6Th016

Knotless Netting Gourd Fish

Jelena Clay

12" L

Teaching and Material Fee: \$85


Weaving Level: Beginner

Catch of the day! Students will create 2 gourd fish using a knotless netting technique to mimic scales and air-dry clay to add fins and personality. No two fish will look alike. In class we will go over the different stitches and linen available and when to use them. The gourds will hang from a sea grass fishing line or I can help add a hook to the back to hang them on the wall horizontally.

4ThAM017

Spring Fever

Bonnie Rideout



13" L X 7" W X 4 3/4" H

Teaching and Material Fee: \$60

Weaving Level: All

Spring Fever starts by inserting spokes into a slotted, wood base. I do recommend gluing the spokes in, so please bring Insta-Cure glue. Techniques include setting up a wood base, twining, triple twining with an arrow, and continuous O2/U2 twill. A cute button embellishment adorns the front of the basket. There will be color choices for the flowers.

4ThPM018

Lazy Susan

Mary Price

11" D X 3 1/2" H

Teaching and Material Fee: \$59

Weaving Level: All

The allure of a spinning basket is undeniable! As it spins, the woven rows create a captivating illusion of waves moving up & down. Beginning with a 10-inch round Lazy Susan base, students will master the fundamental over-under, start-stop weave, complemented by a rickrack overlay design, and finished with a simple lashed rim. A variety of dyed reed colors will be offered during the class. Take this class for a spin - you won't regret it!



Saturday Night in Grand Ballrooms

7:30pm - 8:00pm

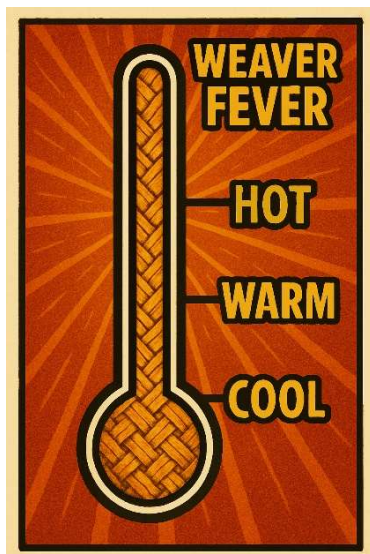
Raffle basket drawing

Viewer's Choice Winners announced

8:00pm - 9:00pm

Annual Meeting

Hear board reports and Vote for officers



What's your Weaver Fever?



Friday October 17, 2025

8 hour	8:30 am - 5:30 pm	4 hour AM	8:00 am - 12:00 pm
6 hour	9:00 am - 4:00 pm	4 hour PM	1:00 pm - 5:00 pm



8F019

All Hearts Come Home for Christmas **Bonnie Rideout**

18" L X 9 1/2" W X 7 1/2" H
Teaching and Material Fee: \$95
Weaving Level: All

This large basket starts by weaving a woven, filled base. Techniques include setting up a base, twining, paired triple twining, filling the base using the "chicken feet" method, the use of overlaps and shaping! The handle is an oak 8-9" push in. The accent colors are moss green and Christmas red. The floral embellishment may vary due to availability. Please let me know two weeks prior to the event which state embellishment you want for the basket. A spoke weight is handy.

8F020

Undulating Paper Twill **Annetta Kraayeveld**

5 1/2" L X 5 1/2" W X 1 1/2" H
Teaching and Material Fee: \$120
Weaving Level: Intermediate

This is a project from my twill tray series. The focal point is the herringbone twill base which is woven with varying widths of paper to create the undulating pattern, which continues up the sides. Color options will be available. Twill experience required; paper weaving experience helpful. Students should bring a #22 tapestry needle, sharp scissors and a small bent tip packer.



8F021

Zennie **Susan Baxter**

10 3/4" D X 2 1/2" H
Teaching and Material Fee: \$70
Weaving Level: Beg/Inter

Zennie uses an overlaid double cross jig for the base. Color, spoke count and a design element called becoming create a swirl of color. The sides use 4-rod wale with a turquoise accent band to liven things up. The wrapped core border utilizes double spokes and finishes off this hard-working platter. The jig is included in the price of the class.

Visit the Exhibit Room

See the juried baskets and pick your favorite for Viewer's Choice.

Place your raffle tickets to win one of the beautiful baskets woven by our teachers. Tickets can be purchased from any committee member or in the Exhibit Room.



8F022

Chevron Carrier

Gina Kieft

12" L X 9" W X 7" H
(14" H w/ handle)

Teaching and Material Fee: \$78

Weaving Level: All

After weaving a simple, open weave base, add dyed overlays in three of your favorite colors to create this striking finished base. Use those same three dyed colors to weave up the sides of the basket and learn how to create this chevron pattern. Finish the basket with a simple rim and a handle for easy carrying. Many color options will be available.

8F023

Making Tracks Tote

Marilyn Parr

13" L X 6 1/2" W X 12 1/2" H

Teaching and Material Fee: \$105

Weaving Level: Intermediate

Woven on a rectangle base that will be weaver-ready for class. Spokes are cut out of black and natural, while the basket is woven with black, turquoise, and pistachio. We will work on shaping, learning the turkey track design, and add a double overlay on the rim. It also has a pair of beautiful leather clutch handles that have been embellished with silver conchos.



8F024

Learn the Wheat

Char Ciammaichella

6" L X 6" W X 2" H

Teaching and Material Fee: \$105

Weaving Level: Beginner

Learn the Wheat will include several wheat techniques. Piece begins using an irregular shaped cabochon, using the single stitch to establish your spacing. Students will learn several types of the wheat stitch to create their own art work! An Ott light may be helpful. Bring a small sharp pair of scissors.

6F025

Royal Jewels

Mary Price

11" D X 4 1/2" H

Teaching and Material Fee: \$65

Weaving Level: All

Learn to create waves of color using 8 different jewel tones of dyed flat oval reed on a 10" round slotted wood base. Students will learn 4 rod wale with a step up, continuous twill weave in natural flat oval reed, 2 layers of colorful waves, and finish with a simple folded matchstick rim.



6F026

Stepping Up A New Way

Anne Bowers

6" W X 6" H w/ handle

Teaching and Material Fee: \$65

Weaving Level: Intermediate

This square ribbed basket will cover the basics of ribbed basketry. Students will also learn a great handle embellishment, make use of pre-shaped ribs so that shaping is easy, and weave with cane and dyed reed.



6F027

Barbie the Basketmaker

Sheri L VanDuyne

12" W X 16" H

Teaching and Material Fee: \$65

Weaving Level: All

Stylish Barbie features wire-wrapped beaded hair with leggings, upholstered dress with charms. Her sweet face is shaped from self-drying clay. Her arms and hands are bent to carry 2 miniature baskets woven in class from materials of twined and triple twined round reed. Raffia and beads are added to complete Barbie's total ensemble!

6F028

Lidded Fairy

Pamela Hermann

2 1/2" D X 1 3/4" with lid
(2" H with charm)

Teaching and Material Fee: \$55

Weaving Level: All

This sweet little lidded basket is just Fairy size! Students will learn a knotted start, chain and spiral wheat stitches and how to fit a lid! Add a silver or gold pine cone charm to finish the top or select from a variety of knobs, buttons and charms to make your Fairy basket personalized.



6F029

Berkshire Pack Basket

JoAnn Kelly Catsos

2 3/4" L X 2" W X 4" H w/ handle

Teaching and Material Fee: \$90

Weaving Level: Intermediate

This little pack basket is named for the Berkshire Mountains in Massachusetts. It is chase woven of black ash splint over a puzzle mold that must be taken apart to be removed. Small enough to hold business cards, it has all the features of a full size pack - lashed rims, an ash handle, a leather harness with buckle, and ash skeds on the base. Student toolbox is provided.

4FAM030 OR 4FPM031

(class will be taught twice on Friday)

Batik Gourd with Coiled Banyan Root

Jelena Clay

7-8" C X 8" H

Teaching and Material Fee: \$90

Weaving Level: Beginner



This class is my most popular! It's creative, fun and everyone is always surprised with their results. We will start by creating a batik pattern on the gourd, color options will be blues, reds and greens. I will go over how to design and have many design options for those doubting their artistic skills. We will then coil several rows of banyan root and top it off with my signature philodendron rose.



4FPM032

Twill Sampler

Annie Brock-Goff

3" L X 2" W X 1/2" H

Teaching and Material Fee: \$45

Weaving Level: Intermediate

You will weave 3 twill patterns that have been premade. When completed, the finished product will have a mat and frame for each. Many color choices will be available for class or custom colors can be requested before convention. Please bring scissors and if needed, bring a light.

Saturday October 18, 2025

8 hour	8:30 am - 5:30 pm	4 hour AM	8:00 am - 12:00 pm
6 hour	9:00 am - 4:00 pm	4 hour PM	1:00 pm - 5:00 pm

8S033

Desert Breeze

Bonnie Rideout

19" L X 12 3/4" W X 9" H

Teaching and Material Fee: \$110

Weaving Level: All

Desert Breeze starts by weaving a filled base. Techniques include start/stop weaving, twining, triple twining with a step up, weaving a cross stitch, using overlays and shaping. The colors are a space dyed mix called Santa Fe, rust, smoked and natural. Pretty leather braided handles and a unique embellishment complete this basket. This basket is large so it will be useful wherever you choose to use it!



8S034

Delja

Annetta Kraayeveld

6 1/2" D X 4 1/2" H

Teaching and Material Fee: \$135

Weaving Level: Advanced

Beautiful! Working with 4mm strips of hand painted watercolor paper prepared by the instructor to create this beautiful bowl. This class is for students who have been challenging themselves with diagonal twill and are ready to dive into working with a pentagon base and controlling shape while weaving diagonally. Bring small packer, toothless micro-clips, bobby pins, a flexible tape measure, and sharp scissors.



8S035

Confetti

Mary Price

15" L X 7" W X 6" H

Teaching and Material Fee: \$80

Weaving Level: All

This colorful basket is woven on a racetrack wood base with dyed reed spokes. Techniques include basic over-under weave using dyed flat oval reed, triple twine, and ti-twining. The addition of wooden dowel cap feet completes the look of this attractive basket.



Three ways to shop for basket related items

Vendors will be on-site, so no shipping costs

Silent Auction bids can be placed Thursday-Saturday (see schedule)

Marketplace is Friday 8:30pm-9:30pm



8S036

Making Waves

Gina Kieft

12" L X 12" W X 4" H

Teaching and Material Fee: \$90

Weaving Level: Advanced

Using eight different sizes of spokes and weavers, weave this undulating twill basket that will be admired by all. This moving twill pattern seen in the base, continues up the sides of the basket. The pattern features both written and graph instructions to ease the weaving experience. Many color options will be available to choose from. Twill experience needed to complete the basket in the available time. Tools needed: Small packing tool and spoke weight.

8S037

Appalachian Egg Basket

Anne Bowers

11" W X 8" H w/ handle

Teaching and Material Fee: \$70

Weaving Level: Advanced

This lovely Egg Basket is made in the traditional Appalachian way, with an 'ear' to join the 8" hoops, primary and secondary ribs (which students can choose to use dyed or natural ribs), and all of the basic techniques that allow students to make a well-shaped basket. Let Anne show you how to sight ribs, whittle the ribs, create a smooth shape in the basket, weave so that the basket sits well and how to decrease the weavers for a neat looking finish. Bring sharpened knife, long thin awl, small container for water, measuring tape, shears, pencil.



8S038

Faded Blues Market

Marilyn Parr

19" L X 11" W X 18" H w/ handle

Teaching and Material Fee: \$125

Weaving Level: Intermediate

Woven on a unique shaped wooden base that fits to the shape of your hip. It also has a 1/2 split leather handle that fits comfortably on your arm for carrying. The colors used are denim that fades to grey on both the weaving and the additional whirls as they go around the basket. We will work on shaping and attaching the whirls after the basket is rimmed.

8S039

Ann's Sweet Rain Stick

Pamela Hermann

6 5/8" - 8 1/2" L X 3/4" W

Teaching and Material Fee: \$115

Weaving Level: All

Start with a specially prepared tube, you will learn to twine, reverse twine, triple twine and do plait weave with waxed linen, barks, leather and beads for accent! There will be medium and large kits available for purchase, as they are not able to be completed in a class session.



6S040

Phinney

Susan Baxter

7" D X 3 1/2" H

Teaching and Material Fee: \$60

Weaving Level: Beginner

Looking for a little excitement? Phinney marries a slotted acrylic bloom base with the fundamentals of round reed. Twining will be introduced and used to secure the spokes. Spoke upset and a 3-rod wale will be covered as well as how color and spoke count play important roles in basket design. A rolled border will finish off the basket. Twining the base will require the ability to stand for approximately one hour.



6S041

Skib Style

Poppy Hatinger

10" D X 3" H

Teaching and Material Fee: \$90

Weaving Level: All

Learn the open bottom Skib base, and weave a shallow tray with optional open weave handles. Twining and a chase 3 rod wale for body of basket. Rim with 4 rod behind 2 or a Polish border.

6S042

Spiral Rope Bracelet

Char Ciammaichella

7" L X 1/2" W

Teaching and Material Fee: \$105

Weaving Level: Beginner

Many sterling silver jump rings are connected in a very specific pattern to make this sterling silver bracelet. This pattern makes a nice round ropey looking bracelet that can be worn with a black dress or blue jeans!! Students will learn to open and close jump rings seamlessly to weave this pattern. You will need 2 pairs of chain nose jewelry pliers and a light. I will have pliers to use during class.



6S043

Minature Shaker Carrier

JoAnn Kelly Catsos

4" L X 2 3/4" W X 3" H w/ handle

Teaching and Material Fee: \$90

Weaving Level: Intermediate

This miniature basket is woven of finely prepared black ash splint over a wooden mold. A classic utility basket from the Mount Lebanon community in NY, baskets like this would have had many uses in Shaker society. It features feet woven into the corners and across the bottom to protect the bottom of the basket. Student toolbox is provided.

4SAM044

Lauhala Hot Pad and Napkin Ring Set

Jelena Clay

8" L X 8" W

Teaching and Material Fee: \$90

Weaving Level: Beginner

Students will learn to weave with lauhala, also known as pandanus or corkscrew pine. We will make an 8" x 8" hot pad with a core to withstand heat and add heft to the pad. When we are done with the pad, we will make 4 napkin rings. I will have colored lauhala available for those who want color for their napkin rings. We will also learn to make roses to add to the rings if desired. I will go over all aspects of lauhala from picking to prep.



4SPM045

Gourd with Lei

Jelena Clay

7-8" C X 7" plus H

Teaching and Material Fee: \$85

Weaving Level: Beginner

Learn to make a lei! We will take a basic lei making technique to embellish the top of a gourd. This lei making technique can also be used with paper rush, fabric or any supple material. The lei will be made from palm sheath and sea grass. It dries beautifully and won't crumble. I will have many items from Hawaii to embellish with, such as, jacaranda, maka hipa and kukui nuts. I will show how to prep the gourd, and we will make a beautiful ombre sunset color on the gourd at the end.

Sunday
October 19, 2025

4 hour AM

8:00 am - 12:00 pm



4UAM046
Feelin' Zesty
Bonnie Rideout

8 1/2" H X 29 1/2" C
Teaching and Material Fee: \$70
Weaving Level: All

Feelin' Zesty starts by weaving a woven, filled base. Techniques include filling a base using the "chicken feet" method, twining, start/stop weaving, paired triple twining with a step up and SHAPING. This basket goes from a 5 1/2" base to a circumference of 29 1/2" at the top to accommodate the 8-9" push in oak handle. The accent colors are lemon yellow and celery green. An adorable lemon embellishment adorns the front. A spoke weight is helpful for laying out the base. Newer weavers may not finish in class but will have the knowledge to complete it at home.

4UAM047
Magic Folded Pouch
Annetta Kraayeveld

5" L X 2 1/2" W X 6" H
Teaching and Material Fee: \$85
Weaving Level: Intermediate

Learn how to fold a woven base and create a three dimensional useable and durable pouch made with washable paper. Finish with a folded or rolled rim and curls. Tack your pouch to the wall or add an artist spun cord and use it as a purse. Students will have some color choices. Bring small packer, toothless micro-clips, bobby pins and sharp scissors. Diagonal plaiting experience is helpful.




4UAM048
Minibu
Susan Baxter

7" D X 2 3/4" H
Teaching and Material Fee: \$50
Weaving Level: All

Good things come in small packages. Minibu starts with a 4" acrylic bloom base in shades of brown and turquoise. Primary spokes are secured with twining, while 3-rod wale provides the side structure. Extra spokes are added to make the chase weave well supported. The rolled border creates a strong finish for this tiny titan. Twining the spokes in place requires the ability to stand for approximately one hour.

The AMB will be accepting donations for Blue Water Safe Horizons. Donations can be dropped off Tuesday - Sunday in Great Lakes Hall.



4UAM049

Shadow Box

Mary Price

12" L X 12" W X 2 1/2" H

Teaching and Material Fee: \$50

Weaving Level: All

Students will learn to create a triple boxed woven base using natural and dyed reed. The sides and rims are woven using traditional methods. Black leather handles are incorporated as an accent to the black reed in the base.

4UAM050

Japanese Top Knot


Anne Bowers

4" W X 4" H w/ handle

Teaching and Material Fee: \$45

Weaving Level: Intermediate

This lovely little 4" square ribbed basket is woven with dyed reed and cane on ash hoops with pre-shaped ribs. Handle is embellished with a woven Japanese knot in cane. Bring sharpened knife, long thin awl, something to cut with, small container for water.



4UAM051

Willow Stars & Trees

Poppy Hatinger

tree - 7" L

star - 8" L

Teaching and Material Fee: \$45

Weaving Level: All

Using a jig and large willow rods create rustic stars for seasonal decoration. Learn to grade willow and split rods. Then assemble with a waxed linen binding technique. Three stars and three trees can be completed in class. Students will learn a lashing technique and get experience splitting willow rod.

4UAM052

Sweet Transportation

Marilyn Parr

13" D X 3" H (9" H w/ handle)

Teaching and Material Fee: \$72

Weaving Level: Intermediate

Great basket to carry a pie or sweets! Woven on a round wood base that will be weaver-ready for class. Will work on shaping and doing a gentle upset of the spokes. An optional silicone mat will be available for purchase if student desires. This helps keep that "HOT" pie from sliding in the basket.



4UAM053

Heart and Pineapple Ornaments

Jelena Clay

3" L X 3" W X 3" H

Teaching and Material Fee: \$60

Weaving Level: Beginner

Students will make lauhala heart & pineapple ornaments. They can be used to tie on baskets, tied to gifts or as Christmas ornaments. We will make one of each in class and I will have more material to purchase. The same technique can be used with watercolor paper. The ornaments will be made from lauhala. It's from the Hala tree also known as corkscrew pine or pandanus. I will go over the process of picking, cleaning, conditioning and leaf structure.

Why Come To Convention

A chance to win the honor of wearing the Ely-Norton necklace for a year
Learn new basket weaving techniques
Meet up with old friends and make new ones
See exceptional baskets in the Exhibit Room
Bid on Silent Auction items
See the awards given at Thursday's luncheon
Enter to win a raffle basket
Vote for the next year's board members during the Annual Meeting
Buy basket related items at Vendors and Marketplace, no shipping required
A chance to get away from the every day and relax
Enjoy the Port Huon area. Check out bluewater.org for more information.

What To Bring To Convention

Your basic weaving supplies (water bucket, pencil, basket scissors, packing tool, clothes pins, knife or shaving tool, spoke weight, band aids)
Any special items listed in the class description
A good attitude and patience (remember there are 11 other students that have questions, too)
Your cellphone on silent
Items for the Silent Auction and your donations for those in need
A basket to enter in the Exhibit Room

And a few don'ts: please refrain from perfume as many people have sensitivities and remember that this is a no smoking event